



Turning ideas
into plans.



OLB – performance update H1 2023

Preliminary result for the first half year 2023 (IFRS)



September 2023

Disclaimer



IMPORTANT: Please read the following before continuing. This presentation has been prepared solely for use at this meeting. By attending the meeting where this presentation is made or accessing this presentation, you agree to be bound by the following limitations and the accompanying research guidelines. This material is given in conjunction with an oral presentation and should not be taken out of context.

This presentation has been prepared by Oldenburgische Landesbank AG (the "Company" and together with its consolidated subsidiaries, the "Group") solely for discussion purposes in relation to the Company, to the oral presentation of the information in this document by members of the Company's management, to the question-and-answer session and any material distributed in connection with this presentation (collectively, the "Information"), each of which should be considered together and not taken out of context.

The Information is strictly confidential, is solely for discussion and feedback purposes and must not be relied upon for any purpose. It does not purport to contain all information required to evaluate the Company and/or its financial position. The financial information of the Company and Degussa Bank AG for the six months ended June 30, 2023 is as of the date of this presentation neither audited nor reviewed and therefore subject to change.

With respect to the acquisition of Degussa Bank AG, the presentation includes selected preliminary pro forma consolidated financial information for the financial year ended December 31, 2022 and for the six months ended Jun 30, 2023 as if the acquisition of Degussa Bank AG had occurred as of January 1, 2022, which is neither audited nor reviewed. IFRS financial information shown for Degussa Bank is preliminary information and based on German GAAP information for Degussa Bank converted to IFRS for illustrative purposes; such information is neither audited nor reviewed and subject to change. The Degussa Bank AG acquisition is currently expected to close in the second half of 2023 and subject to regulatory approvals as well as other closing conditions. The selected pro forma consolidated financial information presented herein is, as of the date of this presentation, preliminary and subject to change. In addition, it has been prepared for illustrative purposes only. Because of its nature, it addresses a hypothetical situation and, therefore, does not represent our actual results of operations that would have occurred during the period presented had the pro forma adjustments actually taken place as of the dates specified, nor is it necessarily indicative of future results of operations, financial positions or cash flows. In addition to the preliminary pro forma consolidated financial information, the presentation contains certain German GAAP (HGB) financial information for Degussa Bank AG.

Certain financial information (including percentages) has been rounded according to established commercial standards. The Information does not constitute a recommendation regarding any loans or securities of or investments in the Company. Further, it should not be treated as giving investment, legal, accounting, regulatory, taxation or other advice and recipients should each make their own evaluation of the Company and of the relevance and adequacy of the information contained herein.

Certain financial data included in this presentation consists of non-IFRS financial measures. These non-IFRS financial measures may not be comparable to similarly titled measures presented by other companies, nor should they be construed as an alternative to other financial measures determined in accordance with IFRS. You are cautioned not to place undue reliance on any non-IFRS financial measures included herein.

This document is not, and should not be construed as, a prospectus or offering document, and has not been reviewed or approved by any regulatory or supervisory authority. The Information does not constitute or form part of, and should not be construed as an offer for sale or subscription of or a solicitation or invitation of any offer to subscribe for or purchase any loans or securities of or make an investment in the Company or any other entity in any jurisdiction, and nothing contained therein shall form the basis of or be relied on in connection with any contract or commitment whatsoever, in particular, it must not be used in making any investment decision.

No representation, warranty or undertaking, express or implied, is made by the Company or any of the Company's affiliates or any of its or their respective directors, officers, employees or agents ("Representatives") or any other person as to, and no reliance should be placed on, the fairness, accuracy, completeness or correctness of the Information or the opinions contained therein or any other statement made or purported to be made in connection with the Company, for any purpose whatsoever, including but not limited to any investment considerations. No responsibility, obligation or liability whatsoever, whether arising in tort, contract or otherwise, is or will be accepted by the Company or any of their respective Representatives or any other person for any loss, cost or damage howsoever arising from any use of the Information, or for information or opinions or for any errors, omissions or misstatements contained therein or otherwise arising in connection therewith. In addition, no duty of care or otherwise is owed by the Company or its or any of its or their respective Representatives to recipients of the Information or any other person in relation to the Information.

The Information is subject to updating, revision, amendment, verification, correction, completion and change without notice. In providing access to the Information, none of the Company or any of its respective Representatives or any other person undertakes any obligation to provide the attendee or recipient with access to any additional information or to update the Information or to correct any inaccuracies in any such Information, including any financial data or forward-looking statements. The Information should be considered in the context of the circumstances prevailing at the time and has not been, and will not be, updated to reflect material developments which may occur after the date thereof. The Information has not been independently verified.

Any decision to purchase shares in any potential offering should be made solely on the basis of information contained in any prospectus or offering circular that may be published by the Company in final form on its website in relation to any proposed offering and which would supersede the Information in its entirety. If published, any such prospectus or offering circular would include a description of risk factors in relation to an investment in the Company. You should conduct your own independent analysis of all relevant data provided in any prospectus or offering circular and you are advised to obtain independent expert advice as to the legal, tax, accounting, financial, credit and other related aspects before making any investment decision.

The Information may constitute or include forward-looking statements. Forward-looking statements are statements that are not historical facts and may be identified by words such as "plans", "targets", "aims", "believes", "expects", "anticipates", "intends", "estimates", "will", "may", "continues", "should" and similar expressions. These forward-looking statements reflect, at the time made, the Company's beliefs, intentions and current targets/aims concerning, among other things, the Company's results of operations, financial condition, liquidity, prospects, growth and strategies. Forward-looking statements include statements regarding: objectives, goals, strategies, outlook and growth prospects; future plans, events or performance and potential for future growth; liquidity, capital resources and capital expenditures; economic outlook and industry trends; developments of the Company's markets; the impact of regulatory initiatives; and the strength of the Company's competitors. Forward-looking statements involve risks and uncertainties because they relate to events and depend on circumstances that may or may not occur in the future. The forward-looking statements in the Information are based upon various assumptions, many of which are based, in turn, upon further assumptions, including without limitation, management's examination of historical operating trends, data contained in the Company's records and other data available from third parties. Although the Company believes that these assumptions were reasonable when made, these assumptions are inherently subject to significant known and unknown risks, uncertainties, contingencies and other important factors which are difficult or impossible to predict and are beyond the Company's control. Forward-looking statements are not guarantees of future performance and such risks, uncertainties, contingencies and other important factors could cause the actual outcomes and the results of operations, financial condition and liquidity of the Company or the industry to differ materially from those results expressed or implied in the Information by such forward-looking statements. The forward-looking statements speak only as of the date of this document. The Company expressly disclaims any obligation or undertaking to release any updates or revisions to any forward-looking statements to reflect any change in the Company's expectations with regard thereto or any changes in events, conditions or circumstances on which any forward-looking statements are based. No representation or warranty is made that any of these forward-looking statements or forecasts will come to pass or that any forecast result will be achieved. Undue influence should not be given to, and no reliance should be placed on, any forward-looking statement. No statement in the Information is intended to be nor may be construed as a profit forecast. It is up to the recipient to make its own assessment of the validity of any forward-looking statements and assumptions. No liability whatsoever is accepted by the Company or any of the Company's respective Representatives or any other person in respect of the achievement of such forward-looking statements and assumptions. Neither the Company nor any of the Company's respective Representatives nor any other person undertakes an obligation, and does not expect to publicly update, or publicly revise, any forward-looking statement, whether as a result of new information, future events or otherwise. All subsequent written and oral forward-looking statements attributable to it or to persons acting on its behalf are expressly qualified in their entirety by the cautionary statements referred to above and contained elsewhere in this presentation.

To the extent available, the industry, market and competitive position data contained in the Information come from official or third party sources. Third party industry publications, studies and surveys generally state that the data contained therein have been obtained from sources believed to be reliable, but that there is no guarantee of the accuracy or completeness of such data. While the Company believes that each of these publications, studies and surveys has been prepared by a reputable source, none of the Company nor any of their respective Representatives has independently verified the data contained therein. In addition, certain of the industry, market and competitive position data contained in the Information come from the Company's own internal research and estimates based on the knowledge and experience of the Company's management in the markets in which the Company operates. While the Company believes that such research and estimates are reasonable, they, and their underlying methodology and assumptions, have not been verified by any independent source for accuracy or completeness and are subject to change and correction without notice. Accordingly, reliance should not be placed on any of the industry, market or competitive position data contained in the Information.

The Company does not expect or intend to register any securities that it may offer under the U.S. Securities Act of 1933, as amended (the "Securities Act"), or to conduct a public offering of any securities in the United States, and the securities of the Company have not been and will not be registered under the Securities Act and any such securities may not be offered or sold in the United States absent registration under the Securities Act or an available exemption from it. Any public offering of such securities in the United States would require the publication of a prospectus by the Company containing detailed information about the Company and its management, as well as the Company's financial statements. Neither this document nor any copy of it may be taken or transmitted into the United States (except to a limited number of qualified institutional buyers as defined in Rule 144A under the Securities Act), Australia, Canada or Japan or to any securities analyst or other person in any of those jurisdictions. Any failure to comply with these restrictions may constitute a violation of United States, Canadian, Australian or Japanese securities laws. This document is also not for publication, release or distribution in any other jurisdiction where to do so would constitute a violation of the relevant laws of such jurisdiction nor should it be taken or transmitted into such jurisdiction and persons into whose possession this document comes should inform themselves about and observe any such restrictions.

Access to the Information is being given in connection with a proposed meeting with the Company. The Information must not be disclosed, taken away, reproduced, redistributed, copied or passed on, directly or indirectly, to any other person or published or used in whole or in part, for any purpose.

Introduction to OLB: Universal German bank with profitable growth trajectory

Balanced business model with two strategic segments

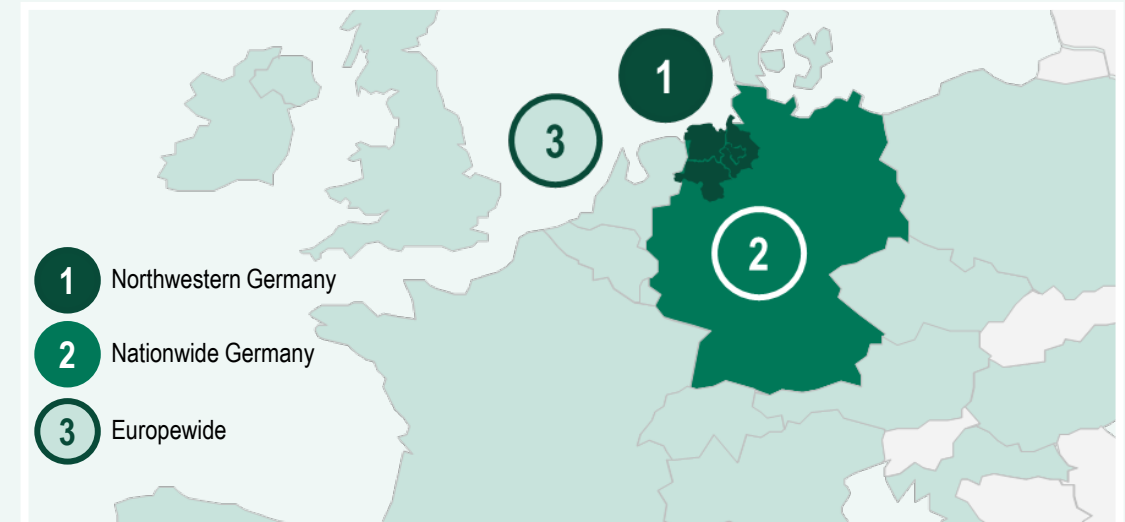
› Private & Business Customers:

- › Competent partner for private and business customers, as well as affluent clients in Private Banking & Wealth Management
- › Strong branch presence in Northwestern Germany, combined with advisory services throughout Nationwide Germany via digital channels
- › Supporting growth via digital channels and distribution partners (~5.000 W&W agents) and online platforms

› Corporates & Diversified Lending:

- › High level of expertise in providing support for corporates and diversified lending advisory services, such as acquisition, commercial real estate and football finance
- › German-wide presence through branches in five major cities in addition to the headquarter in Oldenburg
- › Active nationwide and selectively in Europe with a tailored range of products and services

Regional anchorage as basis for nationwide presence and beyond¹



~660 k
Customers

~1,260
Employees²

40
Regional branches

5
National offices

1) Data as of 30 June 2023, Northwestern Germany defined as Lower Saxony and Bremen, Nationwide Germany defined as Germany excluding Lower Saxony and Bremen, Europewide includes 31 additional European countries with not all being shown on the map

2) Full time equivalents as of 30 June 2023

Balanced and sustainably profitable business model



H1-23

Private & Business Customers (P&BC)

Corporates & Diversified Lending (C&DL)

Degussa Bank Standalone (IFRS)⁵

Share of customer loans and current operating income (H1-23)

~52%¹
of operating income
€172m
€286m (FY 2022)



Customer loans
€9.9bn²

~48%¹
of operating income
€159m
€281m (FY 2022)



Customer loans
€9.3bn²

~€107m⁴
Operating income
(FY 2022)

~€4.8bn
Customer loans
(FY 2022)

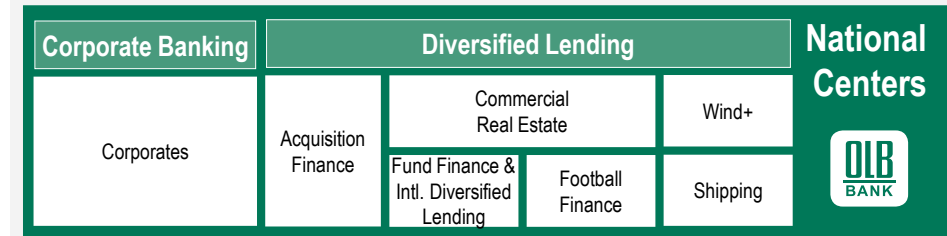
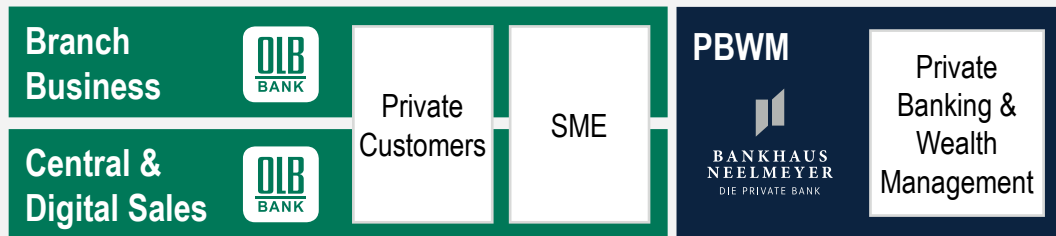
Number of customers (H1-23)³

~660k
Customers

~6k
Customers

~322k
Customers
(FY 2022)

Customer groups



1) Operating income split excluding Corporate Center

2) As of 30.06.2023, negative loan volume located in segment Corporate Center not explicitly shown

3) Total number of customers for Company may differ from aggregate number shown on this slide due to rounding differences in the segment customer numbers

4) Excludes other income

5) Preliminary information based on German GAAP information for Degussa Bank converted to IFRS for illustrative purposes; neither audited nor reviewed and subject to change

Strong historic growth and highly attractive expected returns

1

Strong growth and best-in-class financial results continued in H1-23

2

Sustainable and resilient performance across segments

3

Robust balance sheet delivering attractive returns

4

Strategy centred on controlled growth, cost discipline and risk management

5

Strong outlook confirmed for 2023 and beyond

Mid-term targets

Dividend pay-out ratio
≥50%

Loan growth
Mid-single digit growth
through the economic cycle

CIR
≤40%

RoAE
14-16% range
through the economic cycle

CET1 ratio
>12.25%

1 Strong operational performance and continuously high profitability in H1 2023

Organic Growth [y-o-y]

+6%

Customers

+6%

Loan volume

+9%

Deposit volume



- › Continued organic growth across all key metrics

Cost management

40.3%

CIR

38.6%

Normalized CIR¹



- › High cost discipline maintained

Profitability

14.3%

RoAE

15.3%

Normalized RoAE²



- › RoAE reliably at high level – achieved on a significantly higher capital base

Solidity

14.4%

CET1 ratio

180%

LCR

1.3%

NPL ratio



- › Deliberately high capital and liquidity buffers and further improving asset quality

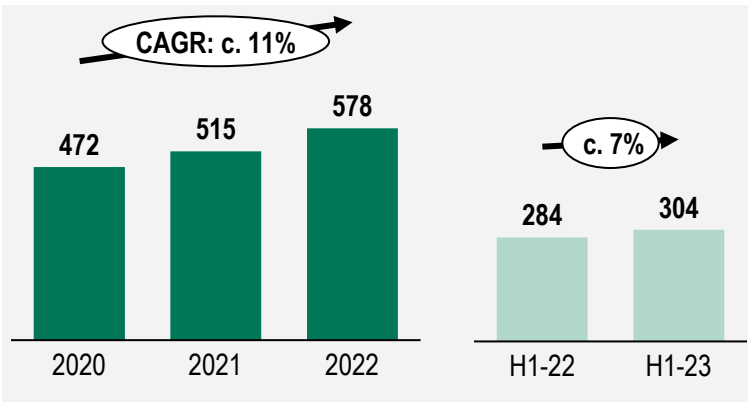
Preliminary figures according to IFRS for the first half year 2023

1) Without ~€5.2m expenses related to Degussa Bank acquisition

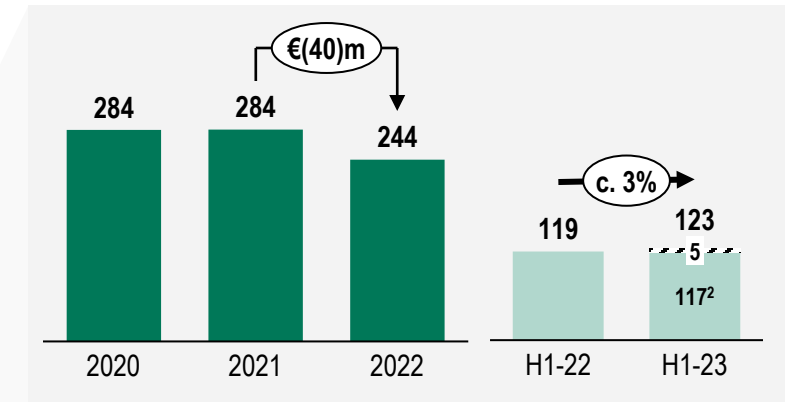
2) Without ~€5.2m expenses related to Degussa Bank acquisition and taking into account the bank levy in the total amount of €8.1m (paid in full in January) on a pro rata basis

1 Consistent delivery of earnings growth and best-in-class RoAE levels

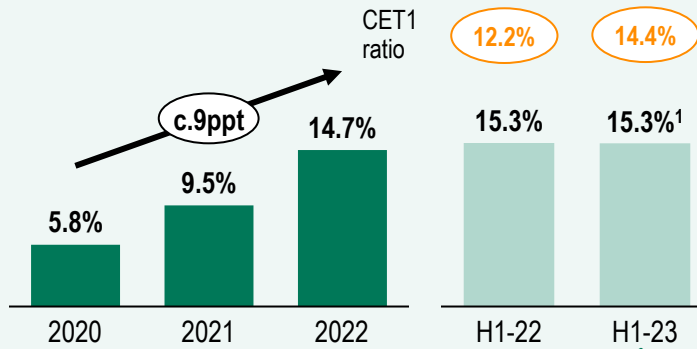
Operating income [€m]



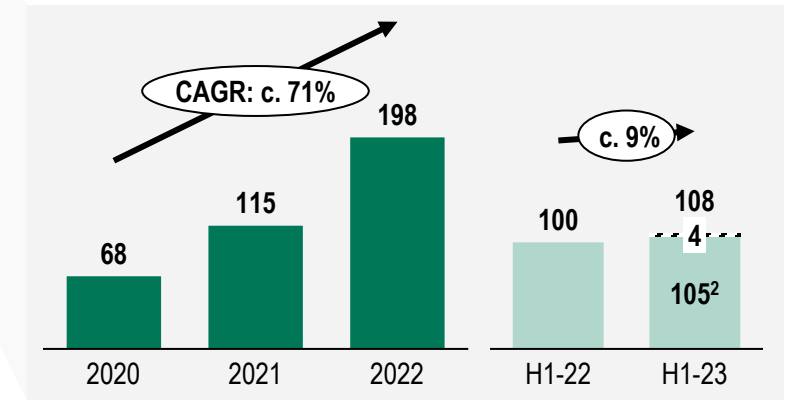
Operating expenses [€m]



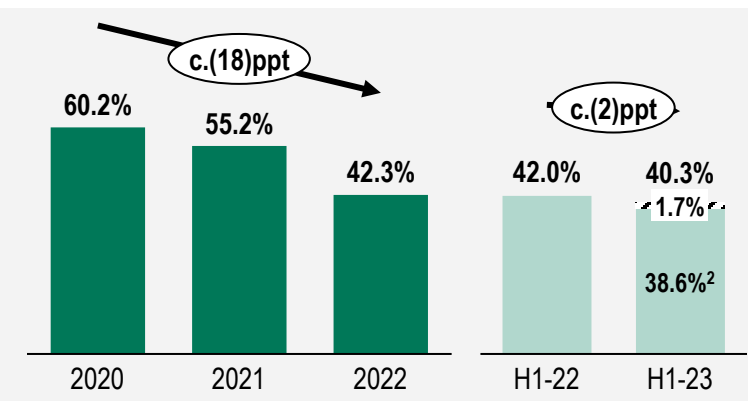
Return on average equity after tax



Profit after taxes [€m]



Cost-income ratio



16.7% Normalized RoAE at stable CET1 ratio³
Accumulating capital to pre-fund Degussa Bank acquisition

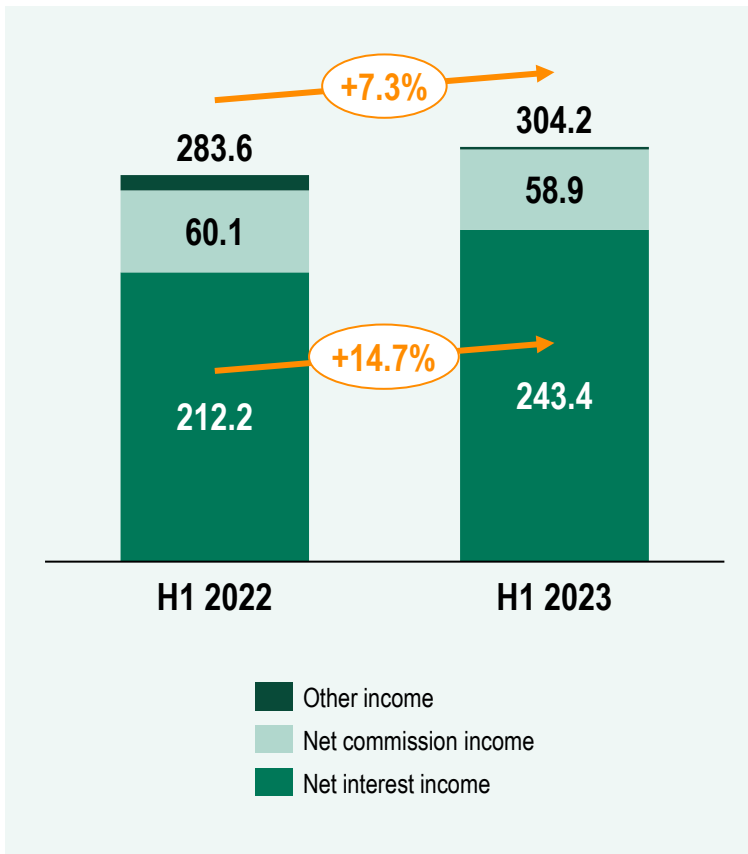
/// Impact of extraordinary expenses related to Degussa Bank acquisition

1) Without ~€5.2m expenses related to Degussa Bank acquisition and taking into account the bank levy in the total amount of ~€8.1m (paid in full in January) on a pro rata basis

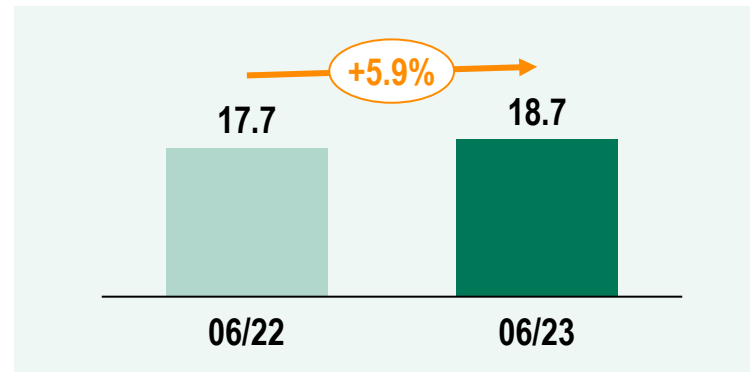
2) Without ~€5.2m expenses related to Degussa Bank acquisition
3) Taking out excess capital based on >12.25% CET1 target ratio

1 Strong development in business and margins continued in H1 2023

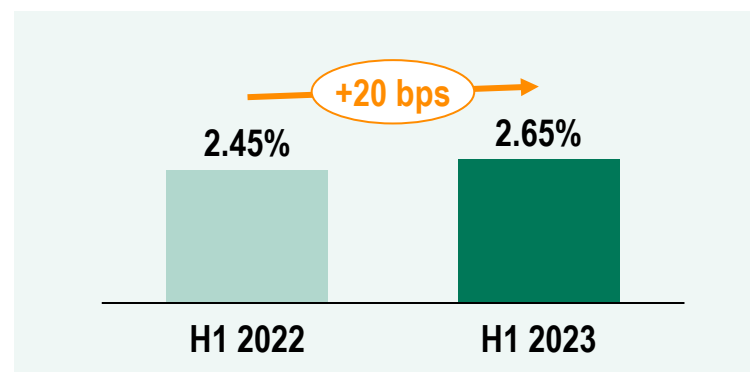
Operating income [€m]



Loan volume [€bn]



Net interest margin



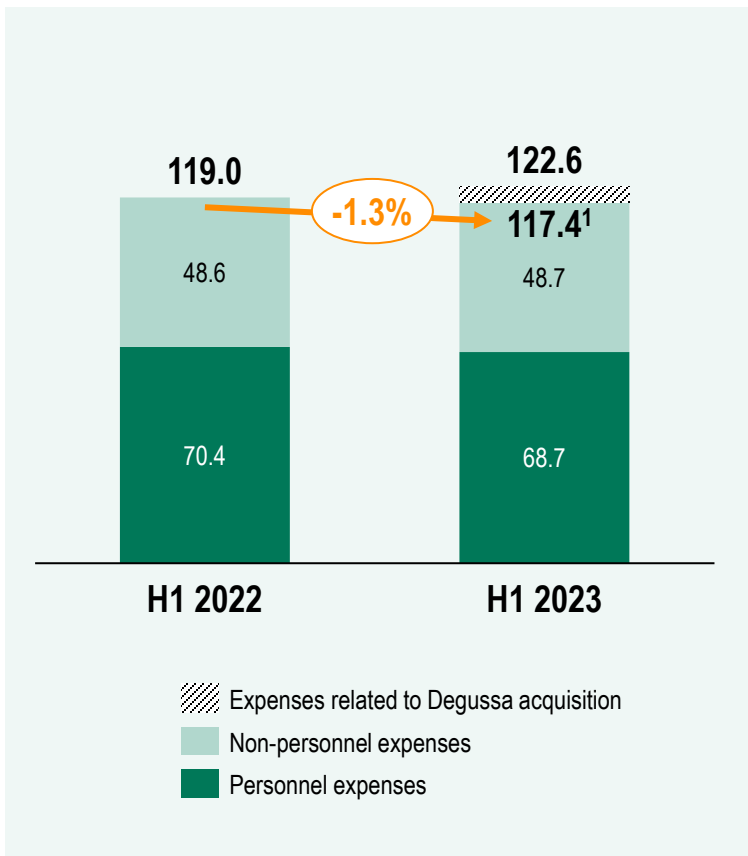
Comments

- › Net interest income increased by 14.7% YoY to €243m despite charges of c. €20m related to:
 - › Synthetic risk transfer instrument supporting balance sheet efficiency and growth
 - › Frontloading of financing costs for 2023 funding
 - › Conservative upfront accrual of final TLTRO expenses
- › Net interest income growth driven by combination of c. 6% loan growth and 20 bps margin expansion to 2.65%
- › Net commission income nearly unchanged at €58.9m, partially driven by FNZ platform migration
- › Interest rate hedges allowing to lock-in higher short term rates for longer

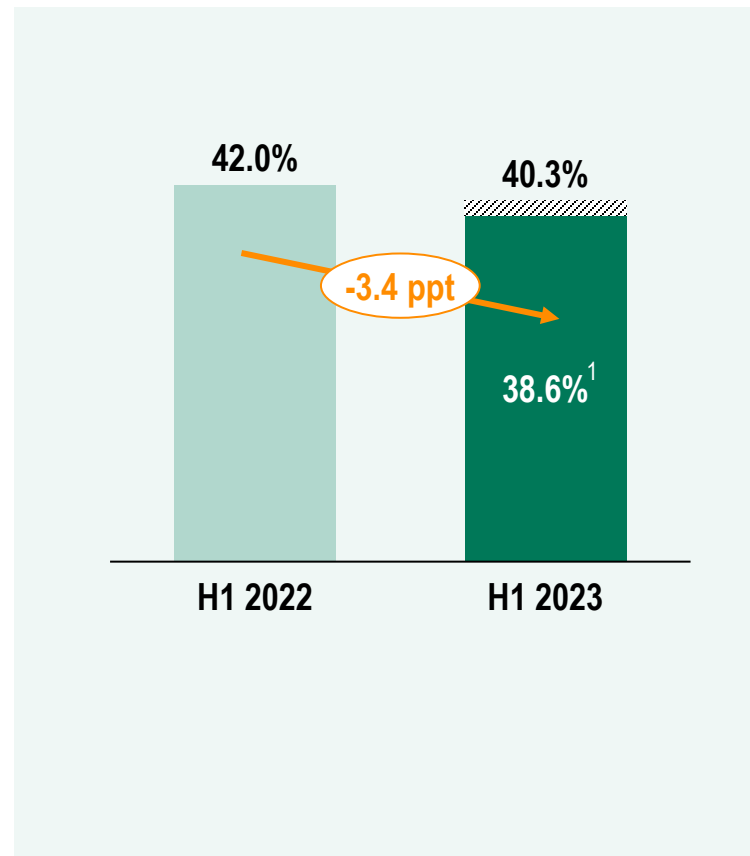
Rounding differences may occur

1 Strict cost discipline despite one-off charges

Operating expenses [€m]



Cost-Income-Ratio



Comments

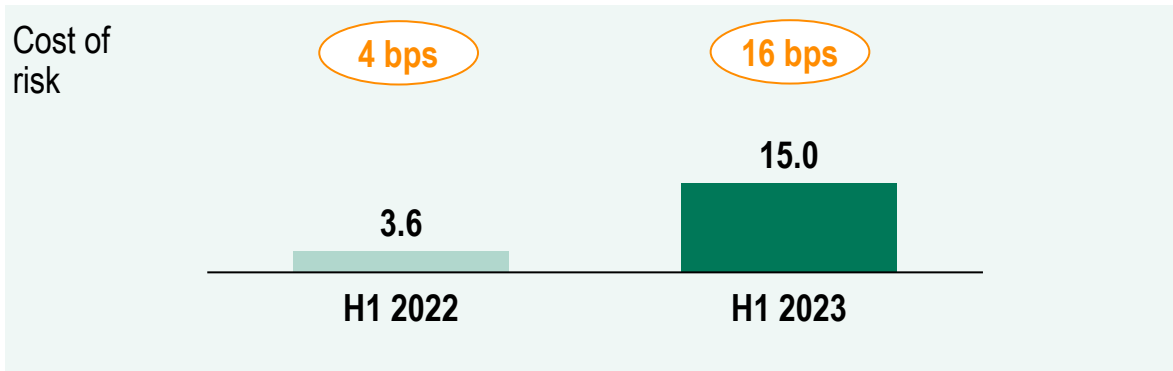
- › Disciplined cost management resulting in stable operating expenses despite
 - › €5.2m expenses related to Degussa acquisition
 - › Additional one-off consulting costs related to strategic projects
 - › Inflation
- › Adjusted for Degussa-related one-offs, normalized CIR improved by 3.4 ppt to 38.6%
- › Further additional one-off consulting costs related FNZ and ECB onboarding (not excluded from normalized cost base and normalized CIR)

Rounding differences may occur

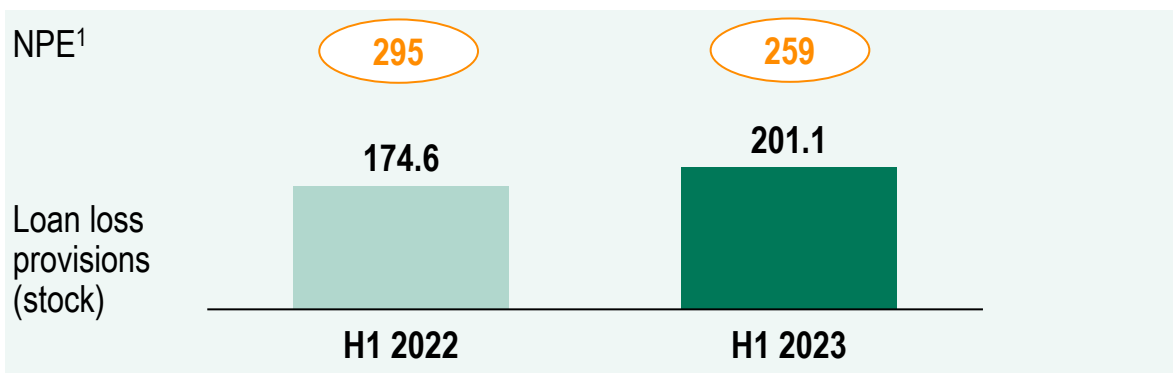
1) Without ~€5.2 expenses related to Degussa Bank acquisition

1 Prudent risk management in demanding economic environment

Risk provisioning in the lending business [€m] and cost of risk



Loan loss provisions (stock) and non performing exposures (NPE) [€m]



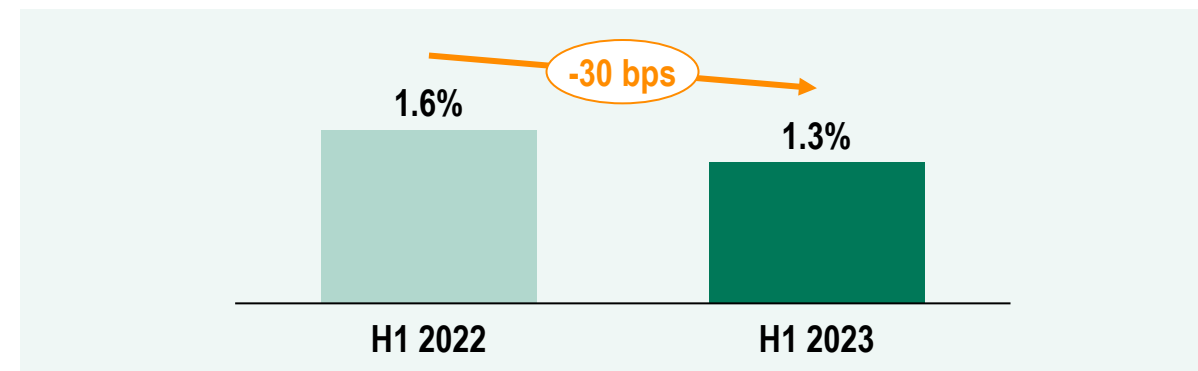
Rounding differences may occur

1) NPE incl. accrued interest

Comments

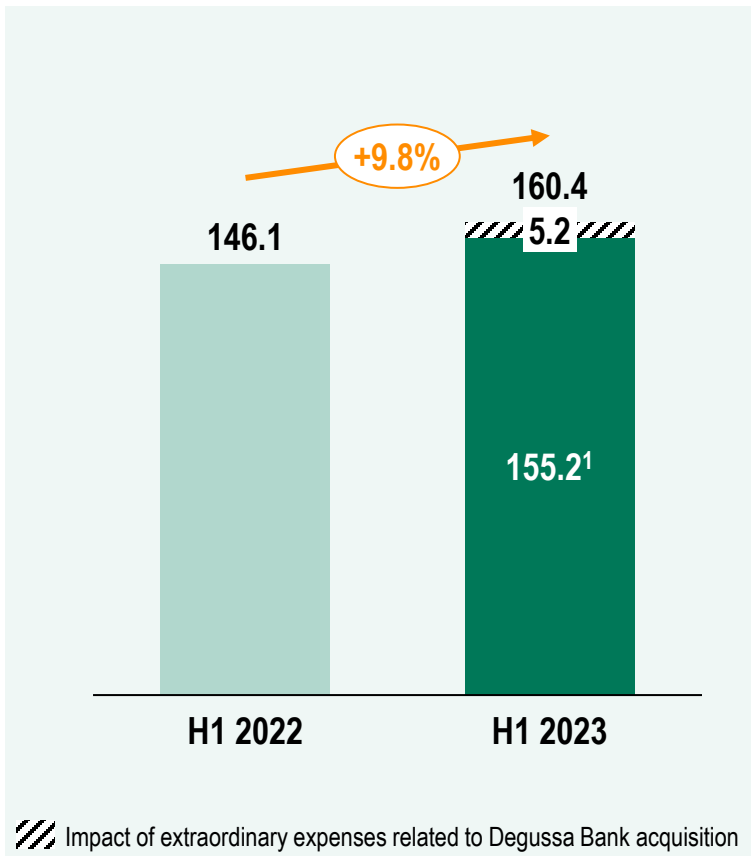
- › High quality well-diversified loan portfolio with NPL ratio further improving to 1.3%
- › Risk provisioning at normalized level of €15.0m – in line with planning assumptions
 - › Exceptional low previous year level mainly due to substantial reversals of risk provisions in Covid-19 related provisions in Stage 2 (reversals of c.€12.3m in H1-22 vs. increase of €7.2m in H1-23)
- › H1-23 normalized risk costs (16 bps) also reflect changes in the NPL calculation methodology for the respective AQF cases based on the recently executed BaFin/Bundesbank review in light of the upcoming potential transition to ECB supervision
- › No rating migrations experienced despite current economic environment

NPL ratio

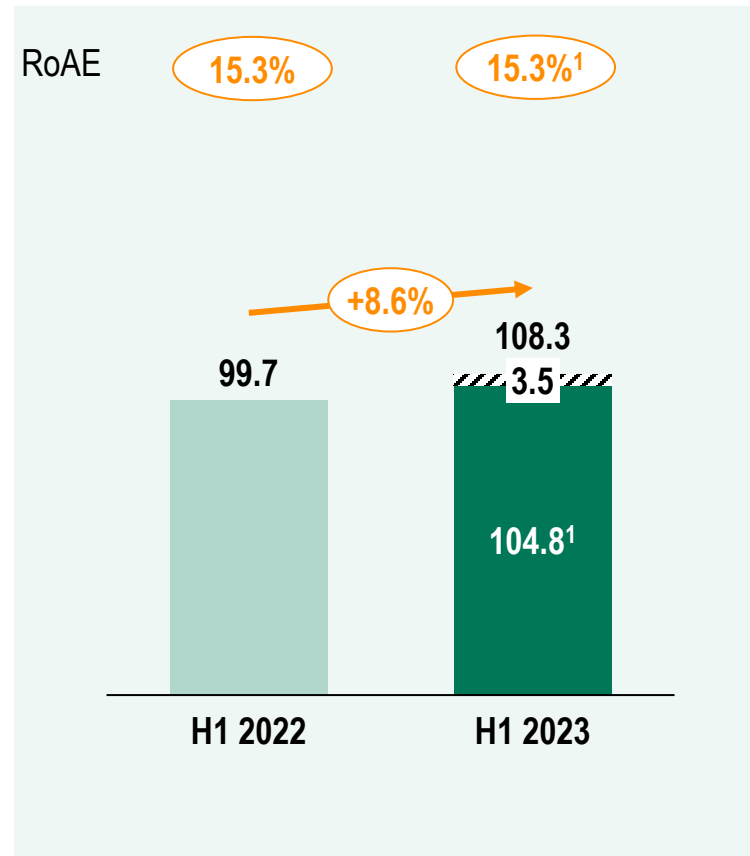


1 Mid-year result after taxes exceeds €100m threshold for the first time...

Result before taxes [€m]



Result after taxes [€m]



Comments

- › Result before taxes increased 6.3% (YoY) to €155.2m
- › Continued best-in-class profitability with €104.8m result after taxes and reported RoAE of 14.3% despite one-off costs and on the back of significantly higher capital position ahead of Degussa closing

Outlook

- › New record result for fiscal year 2023 within reach
- › 2023 RoAE expected to be at the upper end of target range 14-16%²

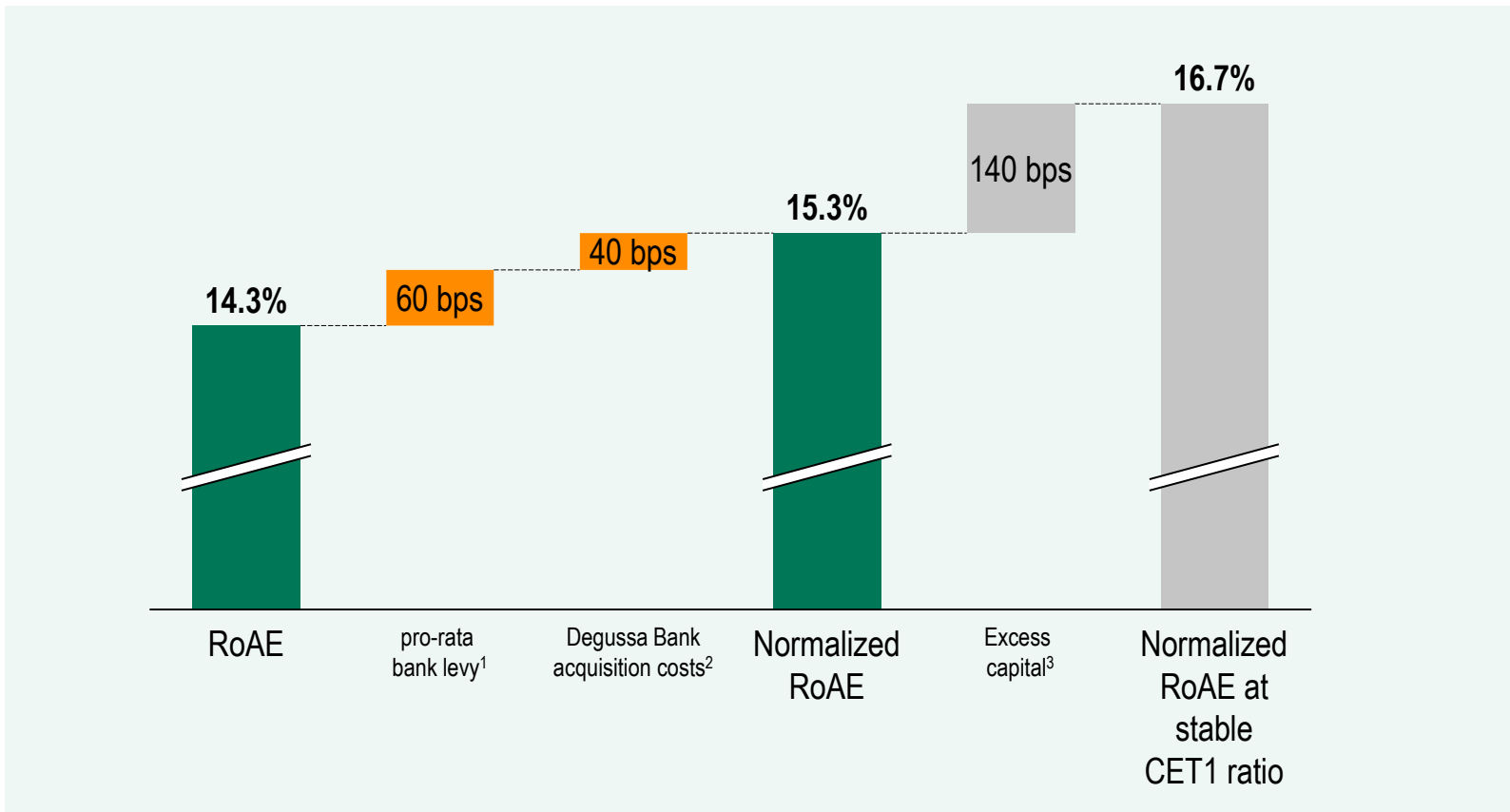
1) Without ~€5.2m expenses related to Degussa Bank acquisition and taking into account the bank levy in the total amount of ~€8.1m (paid in full in January) on a pro rata basis

2) Based on OLB standalone excluding Degussa transaction costs

1

... leading to a very strong RoAE

Return on Average Equity after taxes



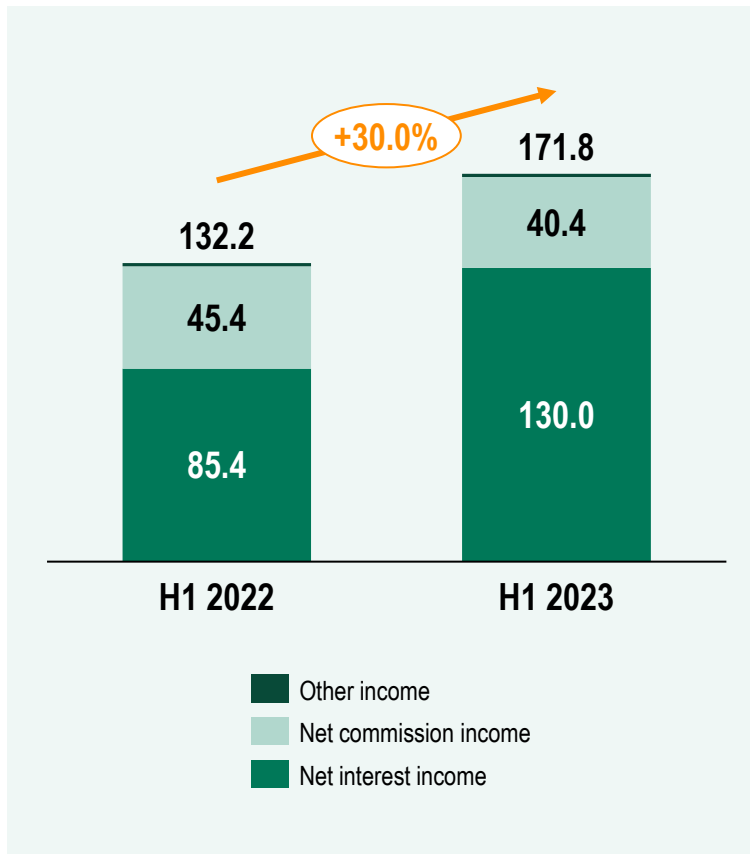
Comments

- › Based on strong operating performance OLB again demonstrated ability to deliver record results
- › Pro-rata consideration of bank levy paid in full in January 2023 leading to incremental RoAE increase
- › In preparation of upcoming Degussa closing certain one-off ramp-up costs have already been booked in H1
- › Capital build up ahead of Degussa closing now completed with excess capital to be used to absorb transaction
- › Based on the minimum CET1 target ratio OLB is already ahead of RoAE mid-term guidance of 14-16%

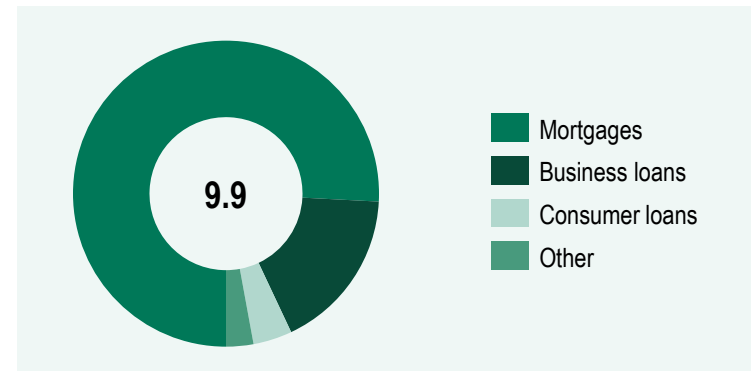
1) Taking into account the bank levy in the total amount of ~€8.1m on a pro rata basis
 2) ~€5.2m expenses related to Degussa Bank acquisition

3) Taking out excess capital based on >12.25% CET1 target ratio

Operating income [€m]



Loan volume [€bn]



Key ratios

2.62%

NIM



44.1%

CIR



34.2%

RoReC¹



Comments



- › Operating income grew by 30%, primarily driven by increasing deposit margin
- › Net commission income decreased in line with market given highly volatile market environment
- › Loan volume increased by 2.6% y-o-y
 - › Private Mortgages with €7.6bn at historic high; decrease in demand in Germany compensated via TULP platform in the Netherlands (mortgages, 90% NHG² guaranteed)
- › Over €500m net deposit growth within last twelve months - continuous increase of deposit contribution margin
- › Start of cooperations with Raisin, Check24 (term deposits) and smava/Finanzcheck (consumer loans) with focus on new customers and product cross-sell
- › Expanding business franchise through ramping up securities platform cooperation with FNZ
 - › Thereby also improving and addressing legacy processes (incl. MiFID II requirements and remediations)

Rounding differences may occur

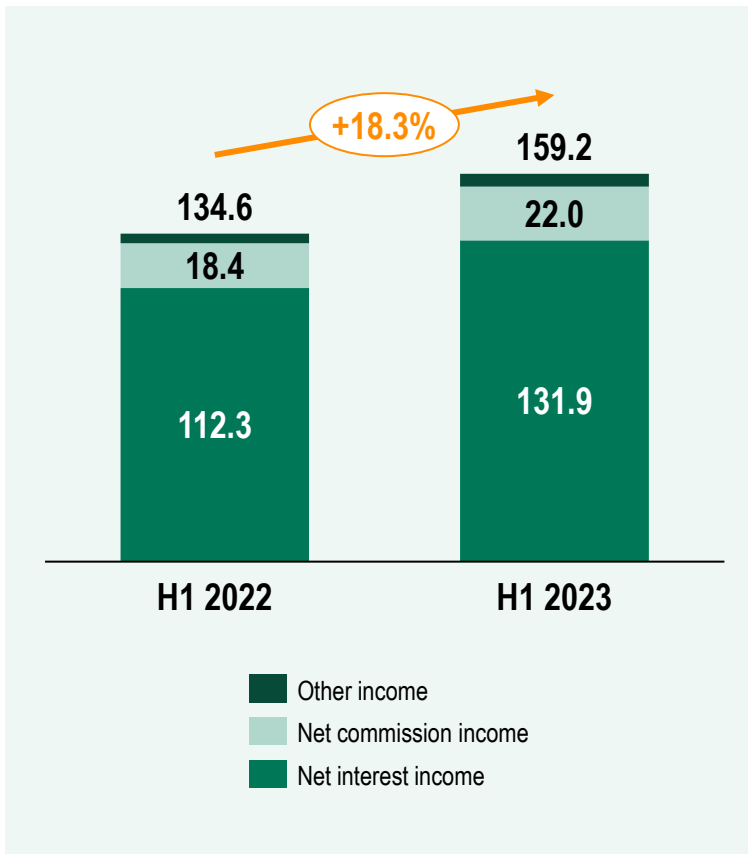
1) Return on Equity @12.5% CET1 ratio

2) Nationale Hypotheek Garantie (Dutch National Mortgage Guarantee)

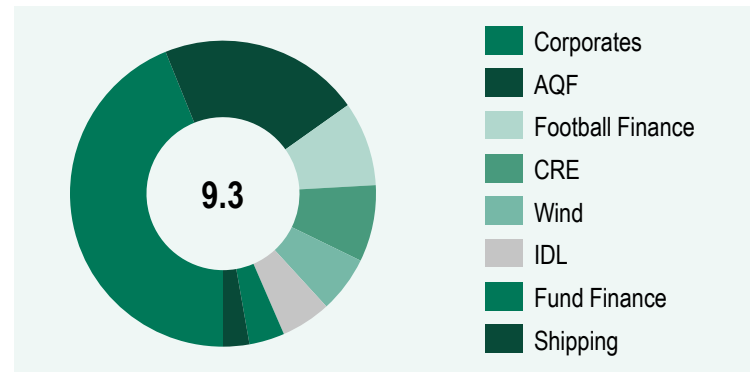
2 Corporates & Diversified Lending: positive track record continues




Operating income [€m]



Loan volume [€bn]



Key ratios



Comments

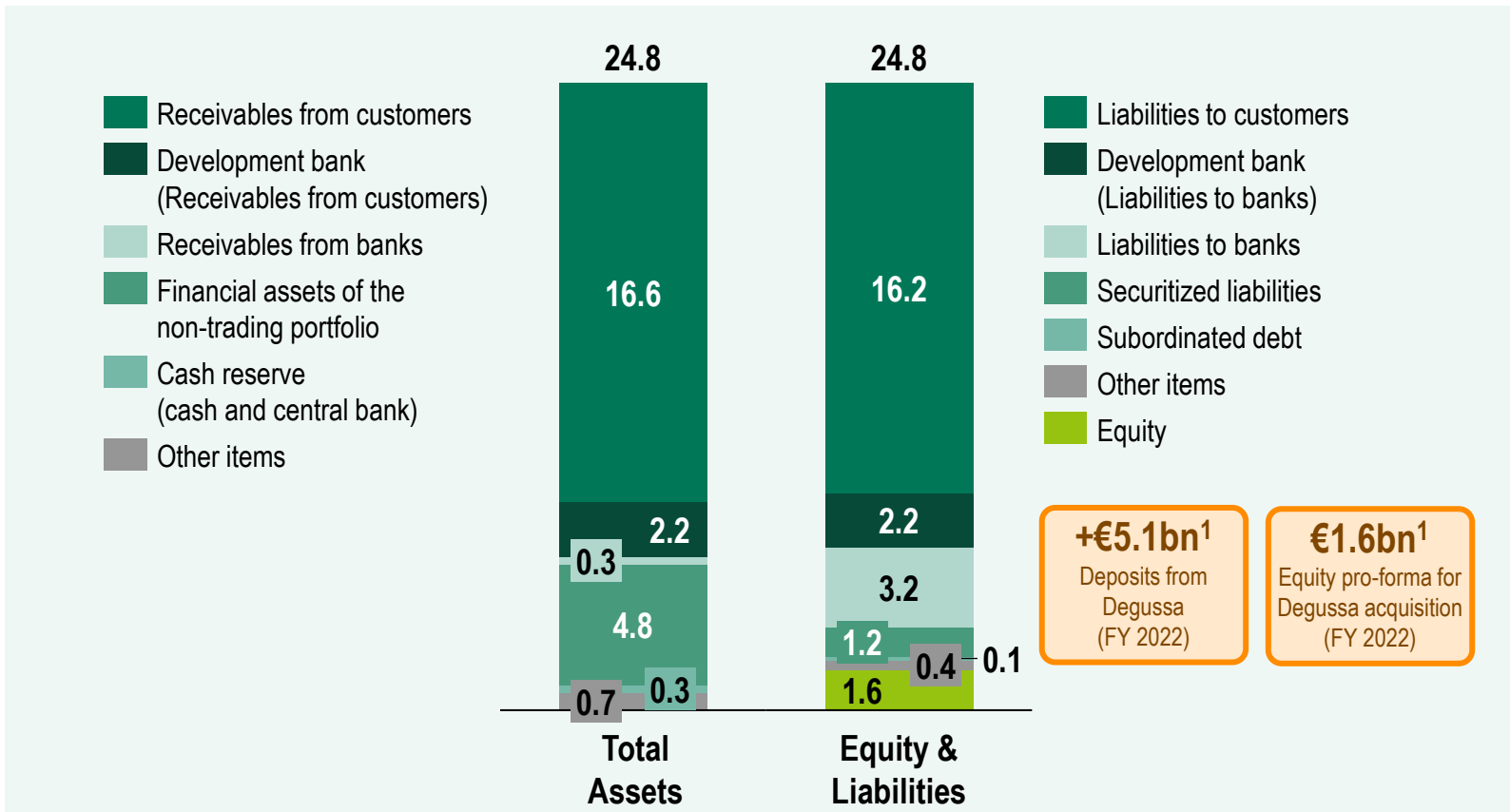
- › Operating income up by 18.3% y-o-y
 - › 17.5% increase in net interest income due to higher deposits and improved margins
 - › Roughly 20% increase in net commission income due to fee increases through successful new loan origination
- › Loan volume grew by 7.5% in first half of 2023
 - › C&DL grew especially in new segments Football Finance, Funds Finance and International Diversified Lending (IDL) confirming the chosen business strategy
 - › Highly selective new business in CRE, Shipping and Wind
- › Balanced risk/return profile with RoReC of 18.9%
- › Strong trading business to be further strengthened by launch of new digital FX platform (TreasurUP and 360T)

Rounding differences may occur

1) Return on Equity @12.5% CET1 ratio

3 Strong balance sheet structure with balanced loan-to-deposit ratio

Balance sheet composition [H1-23, €bn]



Comments

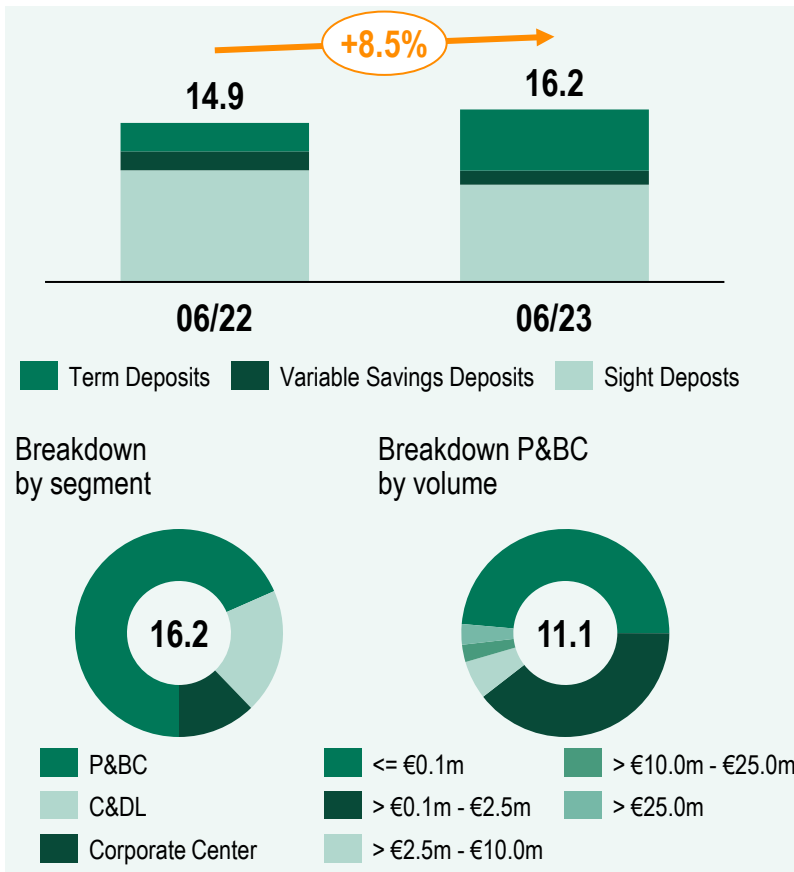
- › Simple, easy-to understand balance sheet structure
- › Ideal funding mix with €16.2bn of stable customer deposits; which will be further supported by Degussa Bank acquisition
- › Investment portfolio used for regulatory liquidity reserve consists almost exclusively of public sector bonds and covered bonds with excellent ratings
- › Liquidity ratios deliberately high for time being, with LCR at 180% and NSFR at 117%, but expected to normalize over time

 Degussa IFRS Contribution

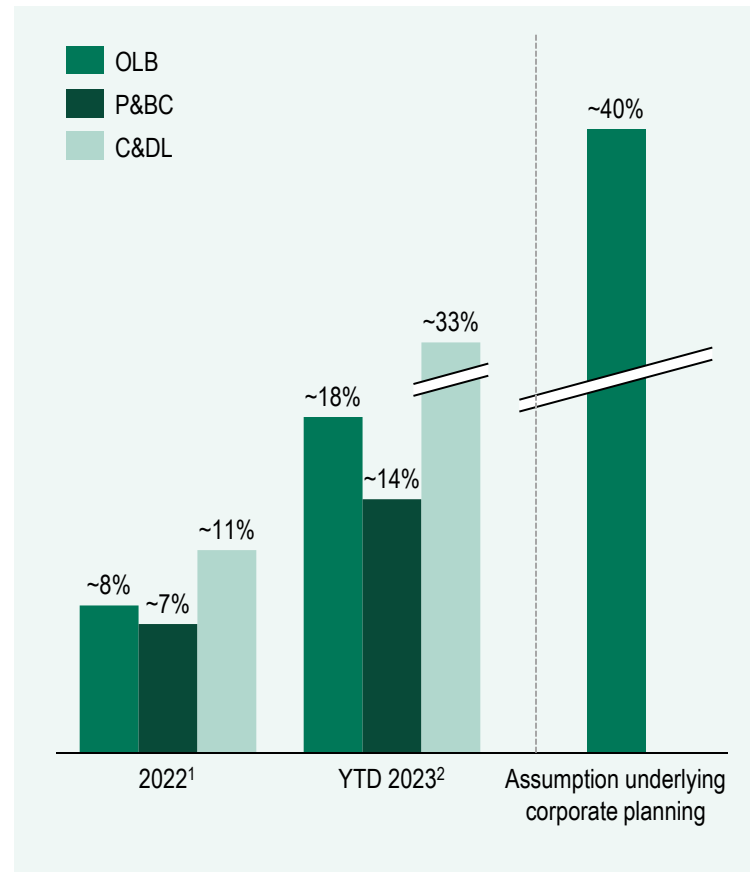
1) Preliminary information based on German GAAP information for Degussa Bank converted to IFRS for illustrative purposes; neither audited nor reviewed and subject to change

3 Continuous increase of stable customer deposits

Deposit development and composition [€bn]



Deposit Betas



Comments

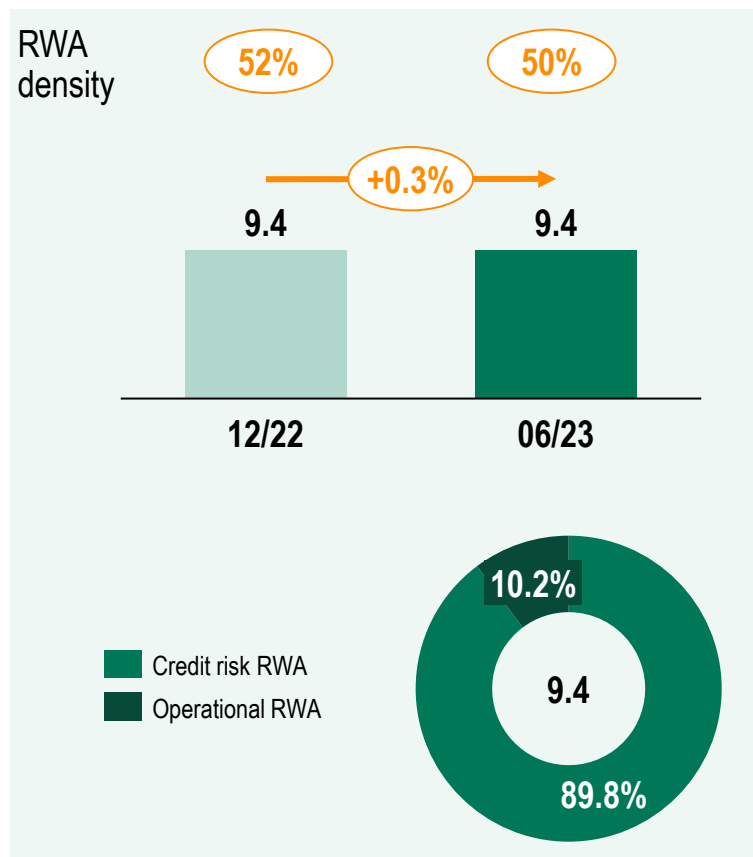
- › Increase in high quality retail customer deposits more than overcompensating slight reduction in institutional deposits
- › Highly granular and historically stable deposits from regional long-lasting customer relations
- › Shift from variable products to time deposits as expected; trend will continue in the course of the year
- › Average interest rate on deposits at 0.81% in H1 2023
- › Stability of deposit base during H1-23 despite volatility seen in European and US banking markets with increased deposit inflow since
- › Reduction of short term interest rate sensitivity in H1 2023 by increasing receiver swap position
- › Close monitoring of further interest rate development and regular adjustment of hedging strategy to seize market opportunities of inverse interest rate structure
- › Loan growth will continue to support deposit/beta driven growth of net interest income
- › Despite increasing betas, customer refinancing will stay by far the cheapest refinancing bucket

1) Point in time estimate as of 30-Jun-23 based on Dec-21 to Dec-22 data
 2) As of Jun-23

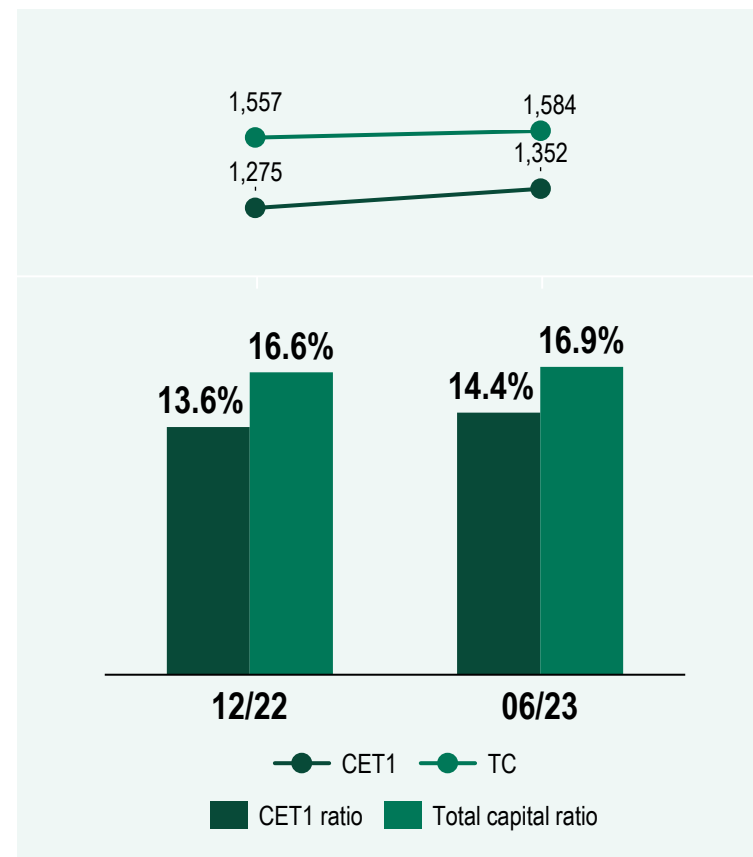
3) As of Dec-22, including derivative instruments, non-derivative financial instruments and contingent liabilities and other commitments.

3 Improved capital ratios while growing the customer business

RWA [€bn]



Regulatory capital¹ [€m]



Comments

- › CET1 ratio of 14.4% deliberately above management target given financing the Degussa Bank acquisition at closing
- › Successful completion of a synthetic risk transfer in H1 2023
 - › RWA reduction by around €700m
 - › CET1 ratio improved by c. 80 bps through RWA and capital effects
- › Despite business growth, RWA unchanged at €9.4bn, RWA density improved to 50%
- › MDA threshold at 9.82% (MDA buffer: €429.5m or 4.57%)
 - › Comfortable capital position to support continued growth and funding of Degussa Bank acquisition
 - › Preparing for potential higher capital requirements following switch to ECB supervision given potential classification as significant financial institution
- › Leverage ratio unchanged as of 30 June 2023 at 5.32% (compared to 31 December 2022 at 5.32%)
- › HGB half year result of ~€70m or ~55 bps of CET1 capital to be accrued in September
- › Committed to competitive pay-out ratio of ≥50%

1) Regulatory capital position, therefore HGB

4 Strategy centred around controlled growth, cost discipline and risk management allowing for strong profitability and attractive shareholder returns

OLB's key strategic pillars

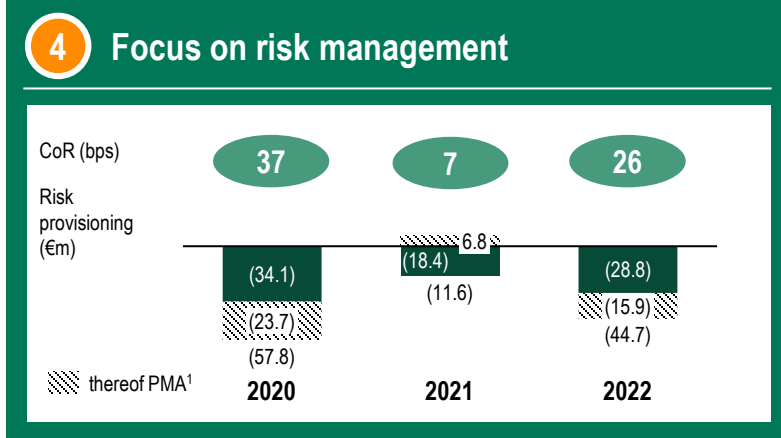
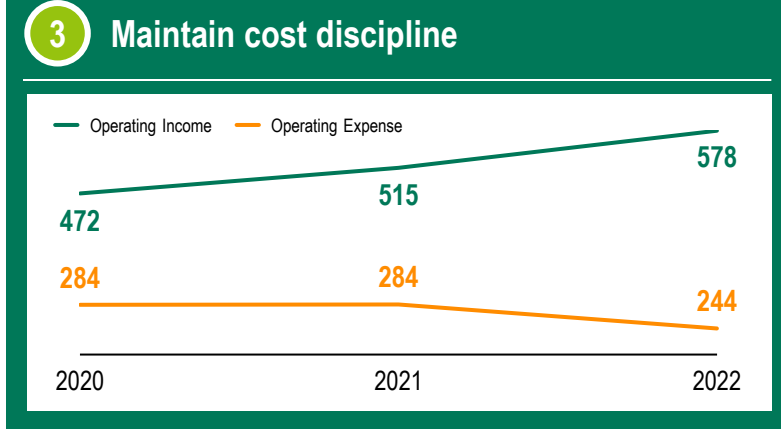
1 Controlled growth of resilient franchise

- Utilise platforms
- Improve client penetration
- Focus on consumer, mortgage and business loans
- Expand German-wide market share
- Fully digital client onboarding
- Cross and up-selling potential to acquired Degussa Bank

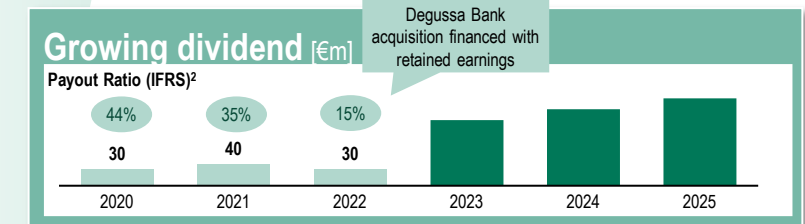
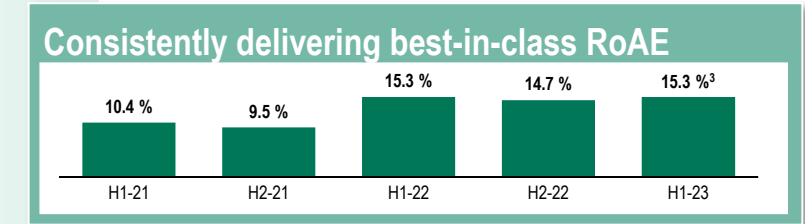
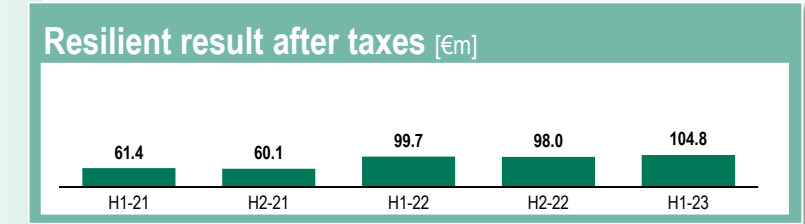
- Stable platform with established business
- Number of growth opportunities identified, rebalance the business to stronger risk return profile with key growth drivers

2 Inorganic growth

2014	BKB Bank seit 1863	2019	ERSTE ABWICKLUNGS ANSTALT Portfolio Acquisition
2017	BANKHAUS NEELMEYER DIE PRIVATE BANK	2022	NIBC Portfolio Acquisition
2018	Oldenburgische Landesbank	2023	DEGUSSA BANK
2019	wüstenrot Bank AG Pfandbriefbank		

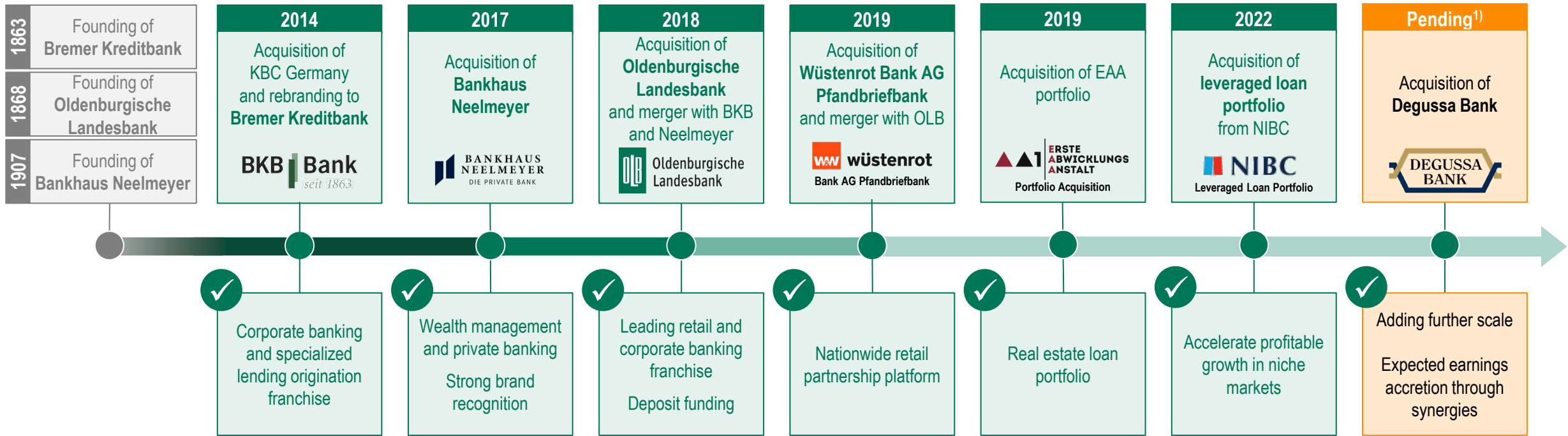


Consistently stellar returns



1) PMA = Post Model Adjustment
 2) IFRS pay-out ratio before AT1 coupon based on dividend accrued shown. HGB profit-based pay-out ratio on dividends paid for 2020-22 is 38%, 46% and 14%.

4 Track record of integrating complementary franchises into a single banking platform



Stable, reliable and supportive ownership structure since 2014. Material inflows into retained profits supporting continuous growth and profitable development of today's OLB

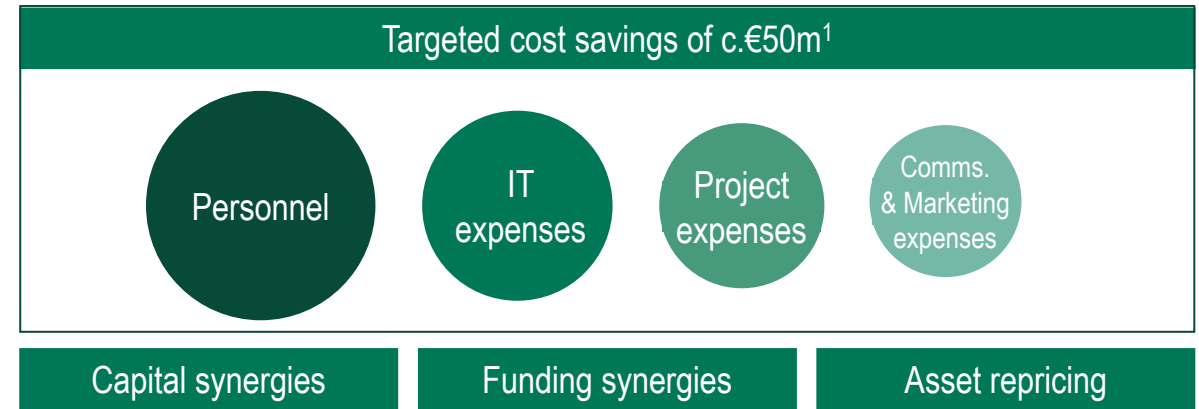
1) Acquisition subject to regulatory approvals and various closing conditions, closing expected in H2 2023

4 Important milestones set for Degussa Bank integration


Updates on Degussa Bank integration

- Closing expected in second half of 2023
- Technological and legal migration in H1 2024 (estimated)
- Migration and communication strategies largely set
- Ongoing intensive preparation for seamless customer migration (full integration project with >20 workstreams up and running)
- Positive and constructive cooperation for a successful joint future

Clearly identified synergies and integration benefits



Mid-term targets²



1) Based on initial assumptions and subject to change. No indication of actual synergies to be achieved.
 2) vs. OLB standalone mid-term budgets.

Degussa Bank is a highly complementary banking business with strong asset quality

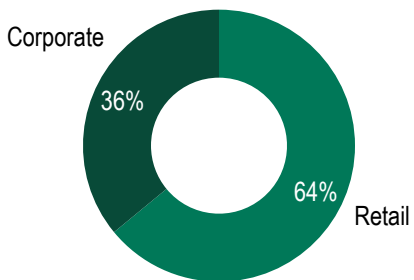


Overview

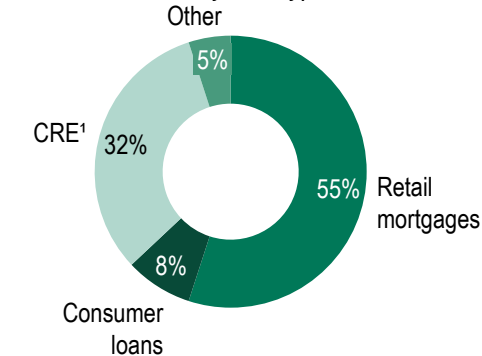
- › Degussa Bank is the **leading German worksite financial services provider** with an omnichannel strategy, headquartered in Frankfurt with c. 572 FTE
- › Serving **c. 322k customers in retail and corporate banking** throughout Germany with a focus on industrial and economic centres (e.g. Ruhr area, Greater Munich area) as well as nationwide online
- › Key business areas include **real estate financing** (retail mortgages & corporate CRE), **consumer lending**, **securities business**, and **cards business**
- › Degussa Bank's **B2B2C focus** is based on its **worksite banking business model** operating c. 56 bank shops on the premises of partner companies to serve retail clients with **above-average quality**
- › **Corporate partners** include well-known **German companies** from diverse sectors such as chemicals, heavy industries and pharmaceuticals, including **both DAX and large privately-owned companies**

Loan portfolio split (HGB)

Loan book value by customer type



Loan book value by loan type



Data as of FY 2022 unless otherwise stated and based on German GAAP (HGB)

1) 95% residential, excl. term deposit loans.

Key financials (FY 2022)

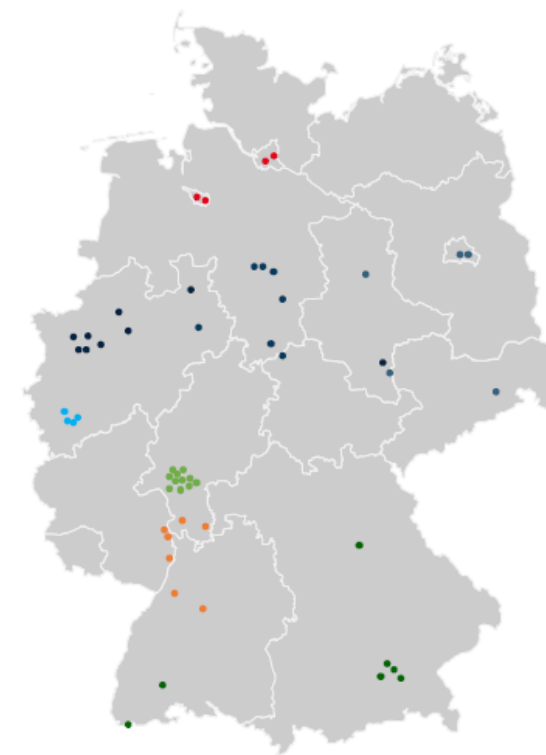
€5.1bn
Deposit volume (IFRS)

€4.8bn
Loan volume (IFRS)

c.€1.8bn
CRE Portfolio EAD with
100% domestic exposure

€1.4bn
RWA

Degussa worksite bank shops



Southern Germany:

- SIEMENS
- RÖNDE & SCHWARZ
- EVONIK
- Infineon
- Continental

- BW+ South Hesse: BASF RÖHM
- SIEMENS
- Fraport
- MERCK

- Northern Germany: Aurubis, ArcelorMittal, ATLAS ELEKTRONIK

- East-central Germany: SIEMENS, K+S, arevipharma, Dow, axel springer, BASF

- Lower Saxony + Hesse: BEHRINGERWERKE, K+S, Chemetall, M+H, SALZGITTERAG, Dn, Continental

- Ruhr-Sauerland: CHEMIEPARKMARL, EVONIK, Baxter, Hettich, BASF, BYK, KHS thyssenkrupp

- Rhineland: Shell, EVONIK, Henkel, CHEMPARK

- Rhine Main: EVONIK, VAC, P&G, VDMA

4 Degussa Bank acquisition will likely result in direct ECB supervision going forward



OLB likely to be classified as a significant institution upon closing of Degussa Bank acquisition in H2-2023
(with pro-forma combined balance sheet size exceeding €30bn)



OLB is already preparing for ECB supervision with a separate project and external advice
(OLB is setting up a specific Regulatory Office to manage the ECB relationship properly from the beginning. A senior manager of the SSM has already been hired to head the team and will join beginning of 2024)



Mid-term target CET1 Ratio of >12.25% with substantial buffer to SREP requirements (currently min. 8.5% CET1 requirement) – providing significant headroom in case of potentially increasing capital requirements under ECB supervision going forward




In 2023, two special audits were completed


(according to §44 KWG (German Banking Act) and §88 WpHG (German Securities Trading Act))


- §44 KWG audit related to the general credit process, including risk provisions and non-performing loans; the audit included deep dives in OLB's AQF and football financing business
- Final §44 audit report outstanding; based on preliminary discussions with BaFin, OLB reviewed its NPL provisioning methodology for the AQF segment and incorporated the additional effects already in the H1-23 LLPs of c. €15m. OLB will assess potential further measures, if any, upon receipt of the final report
- Concerning the §88 audit, OLB is assessing the potential impact of the findings for OLB and intends to work closely with the regulatory authorities to remediate relevant findings
- Many findings of §88 WPHG audit relate to the period of 2018-2020 and before, for which several long-running remediation projects are close to being finalized, including implementation of FNZ platform – enhancing robustness of the compliance processes

5 A new record result for 2023 within reach...


Headwinds H2 2023


 Despite capital market confidence, cautious economic outlook


 Suspension of interest payments on ECB minimum reserve


 Increased resource and effort given potential expected transition to ECB supervision

Tailwinds H2 2023


 Benefits of already realized loan volume increase


 Deposit betas likely to stay below budget

 Most recent rate increases

 Further optimization of own-used real estate in progress

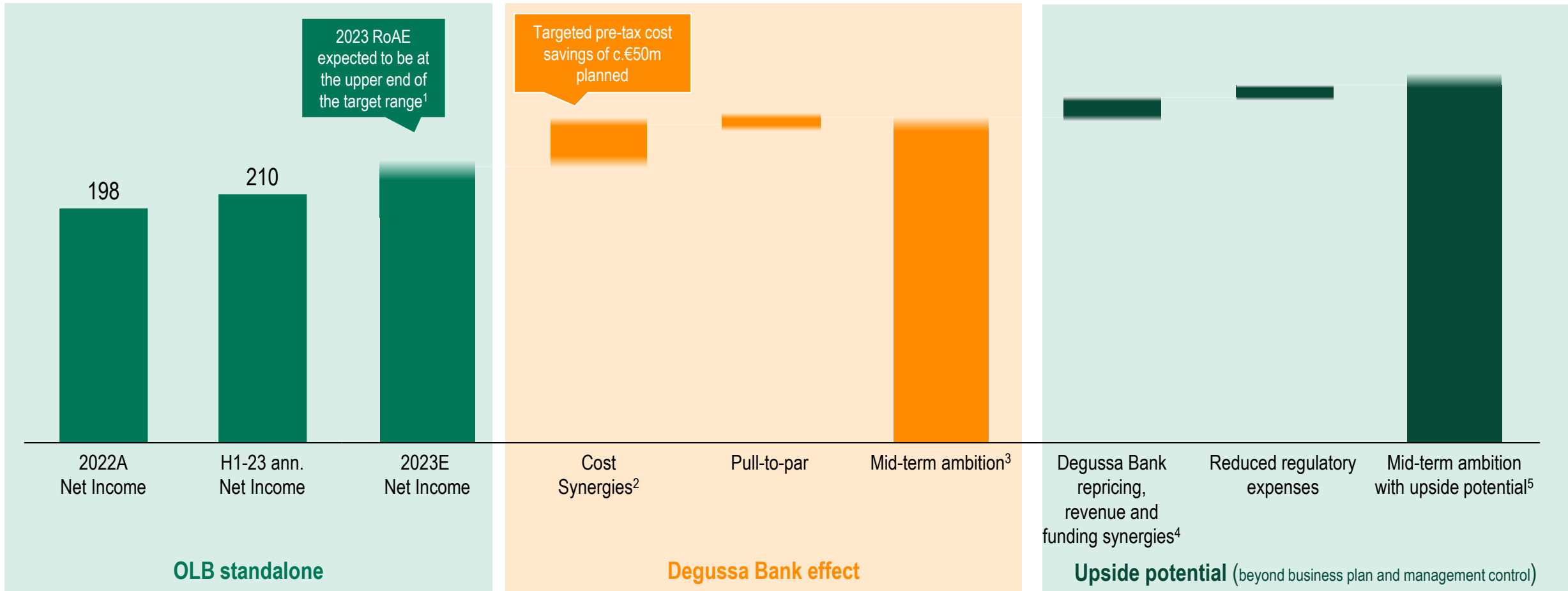
 Expanding business franchise through ramping up securities platform cooperation with FNZ

 Accrual of final interest expense of TLTRO conservatively taken upfront in H1-23

 ... resulting in a 2023 RoAE expected to be at the upper end of the target range¹

1) Based on OLB standalone excluding Degussa transaction costs

Illustrative building blocks of run-rate earnings of OLB over the mid-term (indicative)



Note: Company estimate, future developments may deviate

1) Based on OLB standalone excluding Degussa transaction costs


2) Based on initial assumptions and subject to change. No indication of actual synergies to be achieved


3) Phase-in of capital benefits realised over time


4) Degussa Bank-related revenue and funding synergies not included in business plan


5) Impact of potentially reduced regulatory expenses after 2023

5 Outlook with consistent best-in class returns

- 

Organic growth and strict cost management expected to compensate for one-off expenses and inflation and to further support cost-income ratio
- 

Strong revenue momentum, cost discipline and risk management expected to lead to a return on average equity ahead of the mid-term target¹
- 

Current capitalization above target reflects pending Degussa Bank acquisition²
- 

Strong organic capital generation supporting growth and shareholder returns

Mid-term targets

<p>Mid single digit Loan growth through economic cycle</p>	<p>≤40% Cost-income ratio</p>
<p>14-16% Return on Average Equity through the economic cycle</p>	
<p>>12.25% CET1 ratio</p>	
<p>≥50% Dividend pay-out ratio</p>	

We continue to plan for a potential IPO to be conducted in a stabilized market environment



1) Based on OLB standalone excluding Degussa transaction costs
 2) Closing of transaction expected in second half of 2023 is subject to customary regulatory and other closing conditions

Appendix

Income statement and key ratios (2020 – 2022; H1-22 / H1-23)

OLB Group

P&L (€m)	2020	2021	2022	2020-22 CAGR	H1-22	H1-23	Δ H1-22 / 23
Net interest income	333.6	362.3	435.8	14.3%	212.2	243.4	14.7%
Net commission income	115.0	126.1	114.8	(0.1%)	60.1	58.9	(2.0%)
Core revenues	448.6	488.3	550.6	10.8%	272.3	302.4	11.0%
Trading result	12.5	7.0	8.4	(17.8%)	0.1	5.2	NM
Result from hedging relationships	1.1	(2.8)	(19.0)	NM	(0.2)	(13.2)	NM
Other income	3.1	22.0	25.5	186.3%	2.1	9.0	NM
Current income	465.3	514.5	565.5	10.2%	274.4	303.4	10.6%
Result from non-trading portfolio	6.5	0.4	12.3	38.0%	9.2	0.8	(91.4%)
Operating income	471.8	514.9	577.8	10.7%	283.6	304.2	7.3%
Operating expenses	(284.0)	(284.5)	(244.3)	(7.3%)	(119.0)	(122.6)	3.0%
Risk provisioning in the lending business	(57.8)	(11.6)	(44.7)	(12.0%)	(3.6)	(15.0)	NM
Expenses from bank levy and deposit protection	(12.5)	(14.6)	(15.2)	10.3%	(15.2)	(11.1)	(26.8%)
Result from restructurings	(17.9)	(38.2)	3.7	NM	0.3	(0.2)	NM
Result before taxes	99.5	166.0	277.2	66.9%	146.1	155.2	6.3%
Result after taxes (profit)	67.8	115.3	197.7	70.7%	99.7	104.8	5.0%

Key performance indicators	2020	2021	202	Δ	H1-22	H1-23	Δ H1-22 / 23
Net interest margin	2.1%	2.2%	2.5%	0.3 ppt	2.45%	2.65%	NM
CIR incl. regulatory charges	62.9%	58.1%	44.9%	(17.9) ppt	47.3%	44.0%	(3.3) ppt
CIR excl. regulatory charges	60.2%	55.2%	42.3%	(17.9) ppt	42.0%	40.3% (38.6% ²)	(1.7) ppt
Cost of risk (LLP / average net loan volume)	37	7	26	(11) bps	NM	8	NM
RoAE after tax	5.8%	9.5%	14.7%	8.9 ppt	15.3%	14.3% (15.3% ¹)	(1.0) ppt

Rounding differences may occur

1) Without ~€5.2m expenses related to Degussa Bank acquisition and taking into account the bank levy in the total amount of €8.1m (paid in full in January) on a pro rata basis

2) Without ~€5.2m expenses related to Degussa Bank acquisition

Income statement and key ratios

Segments

P&L 01.01.-30.06.2023 [€m]	Private & Business Customers	Corporates & Diversified Lending	Corporate Center	OLB Group
Net interest income	130.0	131.9	-18.5	243.4
Net commission income	40.4	22.0	-3.4	58.9
Other operating income	1.4	5.3	-5.7	1.0
Result from non-trading portfolio	-	-	0.8	0.8
Operating income	171.8	159.2	-26.8	304.2
Operating expenses	-75.8	-31.1	-15.7	-122.6
Operating result	96.0	128.1	-42.6	181.6
Expenses from bank levy and deposit protection	-3.7	-3.4	-4.1	-11.1
Risk provisioning in the lending business	-5.5	-10.9	1.4	-15.0
Result from restructurings	-	-	-0.2	-0.2
Result before taxes	86.8	113.9	-45.5	155.2
Income taxes	-26.9	-35.3	11.8	-50.4
Result after taxes (profit)	59.9	78.6	-33.7	104.8

CIR [in %]	44.1	19.5	n.a.	40.3
RoReC a. tax [in %, segment reporting @12.25% CET1]	34.2	18.9	n.a.	14.3
RWA [€m]	2,788	6,768	(165)¹	9,391

P&L 01.01.-30.06.2022 [€m]	Private & Business Customers	Corporates & Diversified Lending	Corporate Center	OLB Group
Net interest income	85.4	112.3	14.5	212.2
Net commission income	45.4	18.4	-3.6	60.1
Other operating income	1.4	3.9	-3.3	2.0
Result from non-trading portfolio	-	-	9.2	9.2
Operating income	132.2	134.6	16.8	283.6
Operating expenses	-80.8	-27.4	-10.9	-119.0
Operating result	51.4	107.2	6.0	164.6
Expenses from bank levy and deposit protection	-5.7	-4.3	-5.2	-15.2
Risk provisioning in the lending business	-0.8	-4.6	1.8	-3.6
Result from restructurings	-	-	0.3	0.3
Result before taxes	44.9	98.2	2.9	146.1
Income taxes	-13.9	-30.4	-1.9	-46.3
Result after taxes (profit)	31.0	67.8	1.0	99.7

CIR [in %]	61.1	20.4	n.a.	42.0
RoReC a. tax [in %, segment reporting @12.25% CET1]	18.5	17.5	n.a.	15.3
RWA [€m]	2,692	6,313	393	9,399

Rounding differences may occur

1) Negative RWA due to reconciliation of SRT costs and benefit being booked in Corporate Center

Balance sheet

OLB Group



Assets [€m]	06/30/2023	12/31/2022	06/30/2022
Cash reserve	284.0	1,529.8	2,815.7
Trading portfolio assets	93.2	108.5	92.8
Positive fair values of derivative hedging instruments	8.2	17.9	-
Receivables from banks	310.4	775.2	718.0
Receivables from customers	18,740.0	18,008.9	17,690.7
Financial assets of the non-trading portfolio	4,780.5	3,087.3	2,411.1
Tangible fixed assets	57.2	60.5	62.2
Intangible assets	29.2	31.0	25.4
Other assets	389.9	357.2	245.8
Income tax assets	0.0	0.0	0.0
Deferred tax assets	111.8	104.7	84.8
Non-current assets held for sale	0.7	0.7	0.7
Total assets	24,805.1	24,081.6	24,147.2

Equity & liabilities [€m]	06/30/2023	12/31/2022	06/30/2022
Trading portfolio liabilities	134.8	161.2	72.6
Negative fair values of derivative hedging instruments	8.3	9.4	-
Liabilities to banks	5,314.6	5,075.3	6,496.4
Liabilities to customers	16,206.1	16,192.5	14,935.8
Securitized liabilities	1,184.0	706.9	704.9
Subordinated debt	131.1	161.9	164.5
Income tax liabilities	25.1	44.8	60.9
Provisions	114.5	129.0	139.7
Other liabilities	103.1	83.1	141.2
Amounts paid to fund the approved capital increase	-	-	6.0
Equity	1,583.5	1,517.4	1,425.2
Total equity and liabilities	24,805.1	24,081.6	24,147.2

Capital and liquidity

OLB Group

Equity & RWA [€m]	06/30/2023	12/31/2022	06/30/2022
Common Equity Tier 1 capital (CET1) ¹	1,352.0	1,275.2	1,142.9
Additional Tier 1 capital (AT1) ¹	101.2	141.2	141.6
Tier 1 capital¹	1,453.3	1,416.4	1,284.5
Tier 2 capital ¹	131.0	141.0	142.0
Share capital and reserves¹	1,584.3	1,557.4	1,426.5
Risk assets	9,391.0	9,362.8	9,398.7
Common Equity Tier 1 capital ratio ¹	14.4%	13.6%	12.2%
Tier 1 capital ratio ¹	15.5%	15.1%	13.7%
Aggregate capital ratio ¹	16.9%	16.6%	15.2%
Total SREP capital requirement	9.0%	9.0%	9.0%
Leverage ratio	5.32%	5.32%	4.80%
Total SREP leverage ratio requirement	3.0%	3.0%	3.0%
Loan-to-deposit ratio	116%	111%	118%

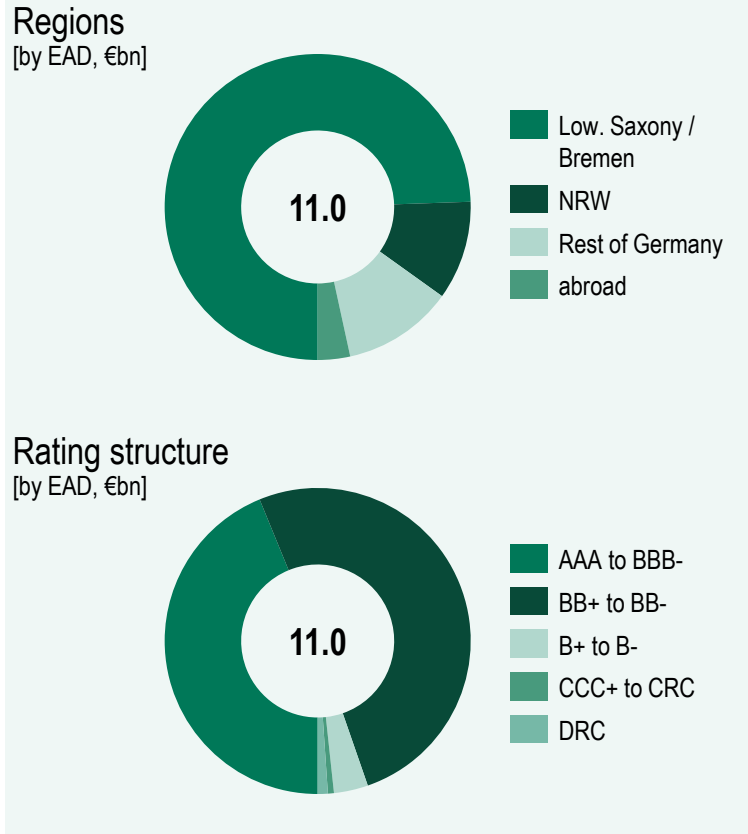
Liquidity ratios	06/30/2023	12/31/2022	06/30/2022
Liquidity coverage ratio (LCR)	180%	174%	146%

Rounding differences may occur

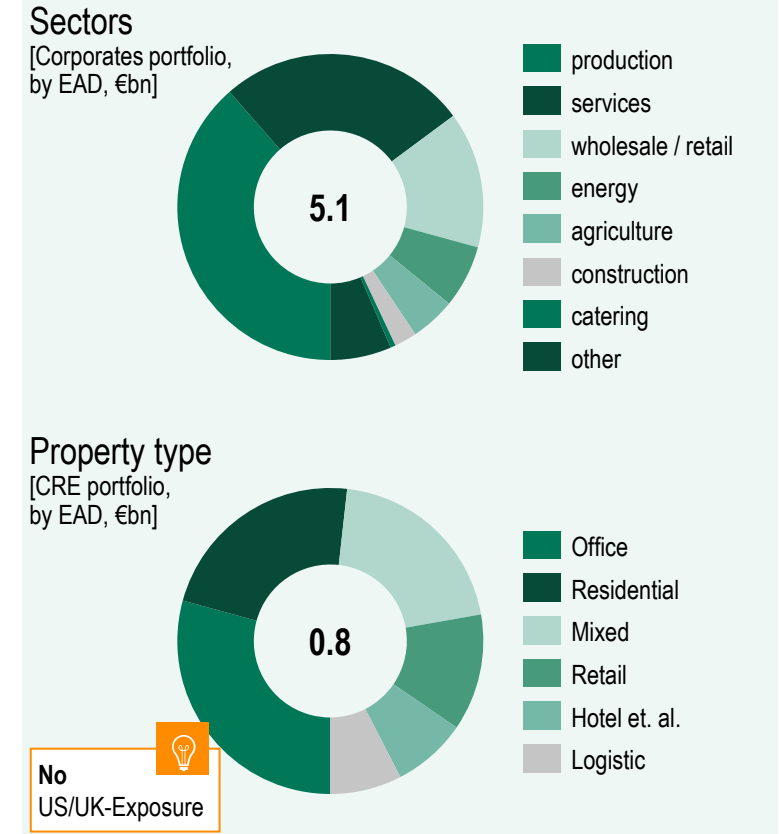
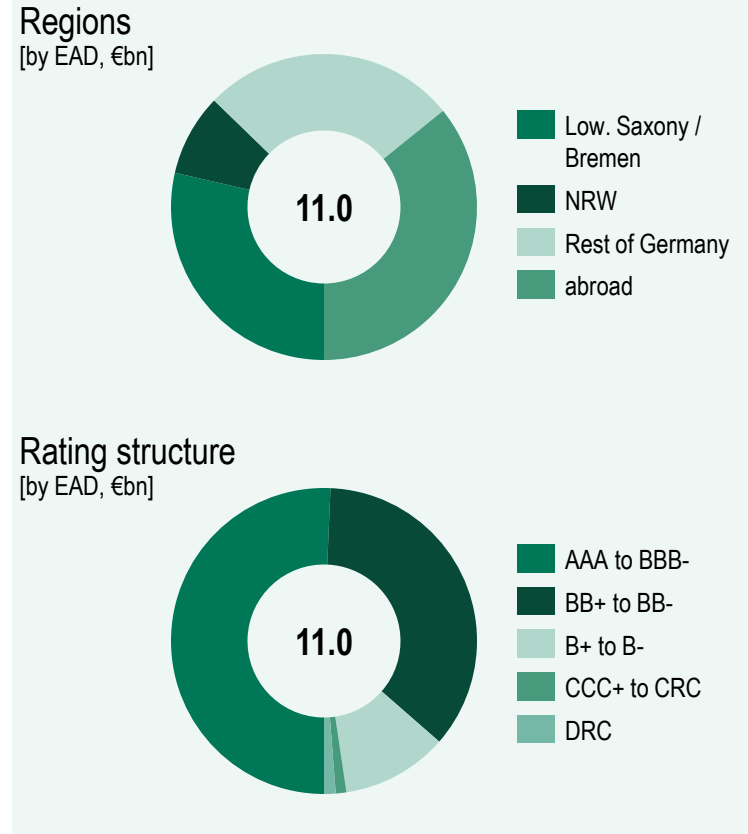
1) Regulatory capital position, therefore German Commercial Code (HGB)

Asset quality overview

Private & Business Customers

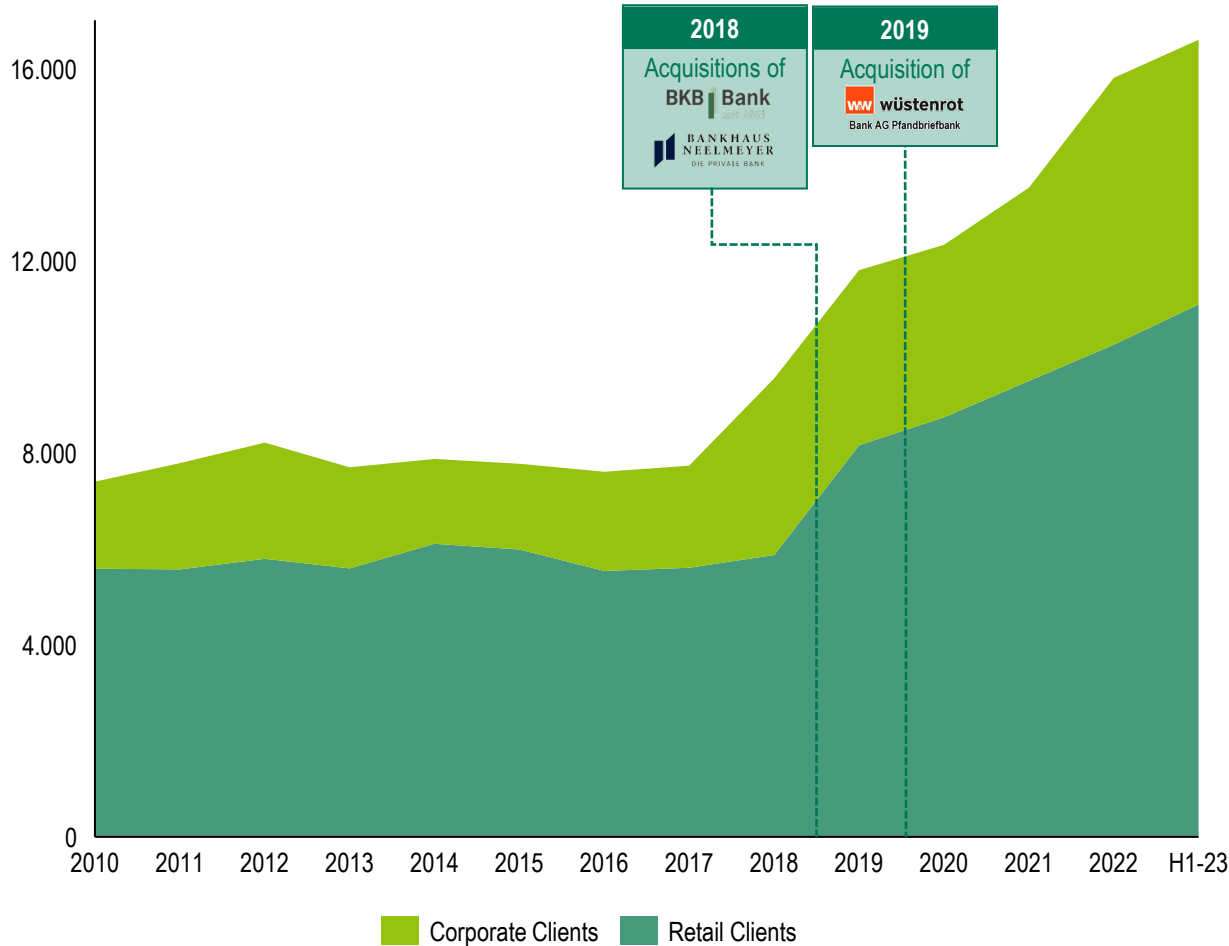


Corporates & Diversified Lending

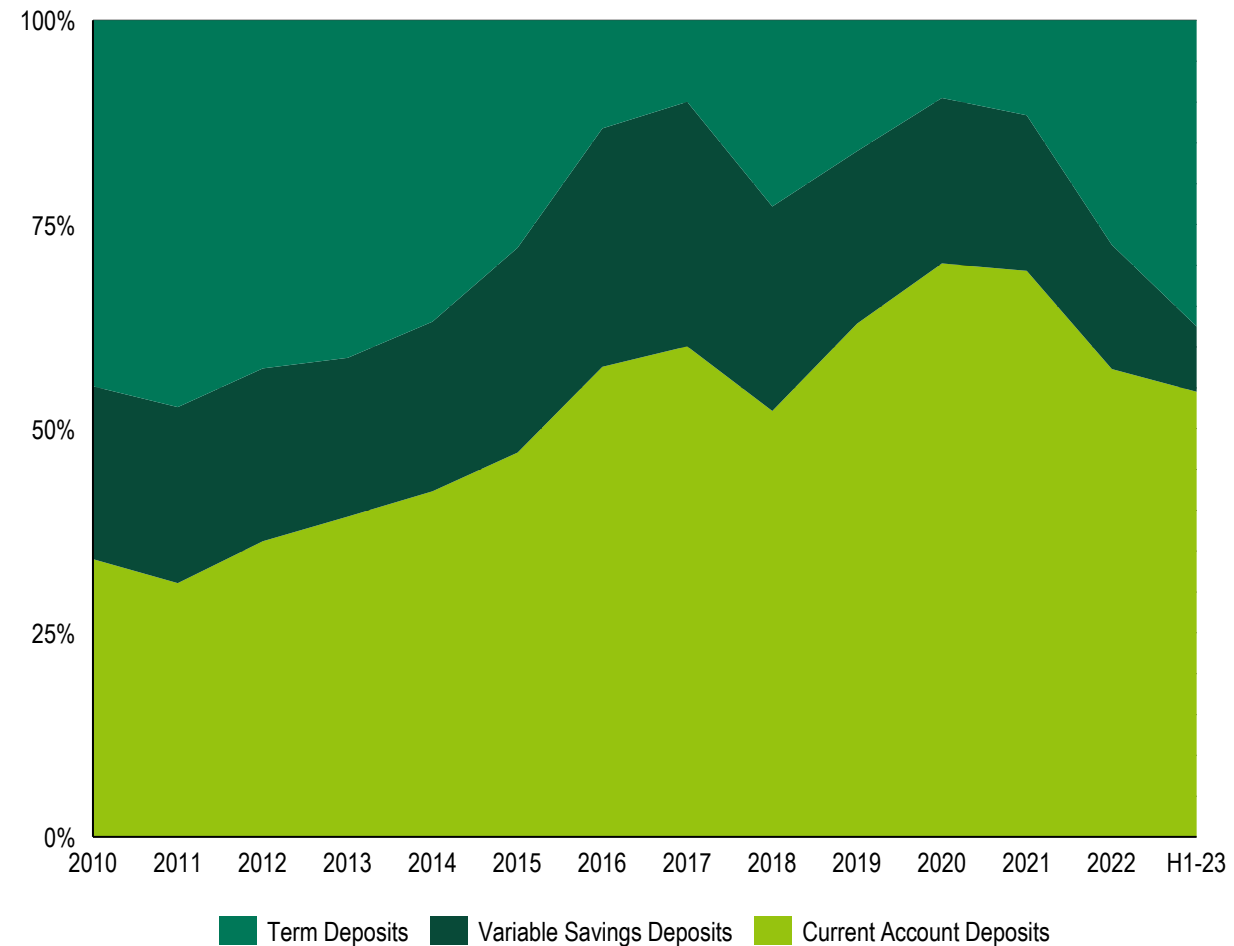


Significantly increased pool of diversified and sticky deposits

Deposits Volume Development since 2010 [€m]



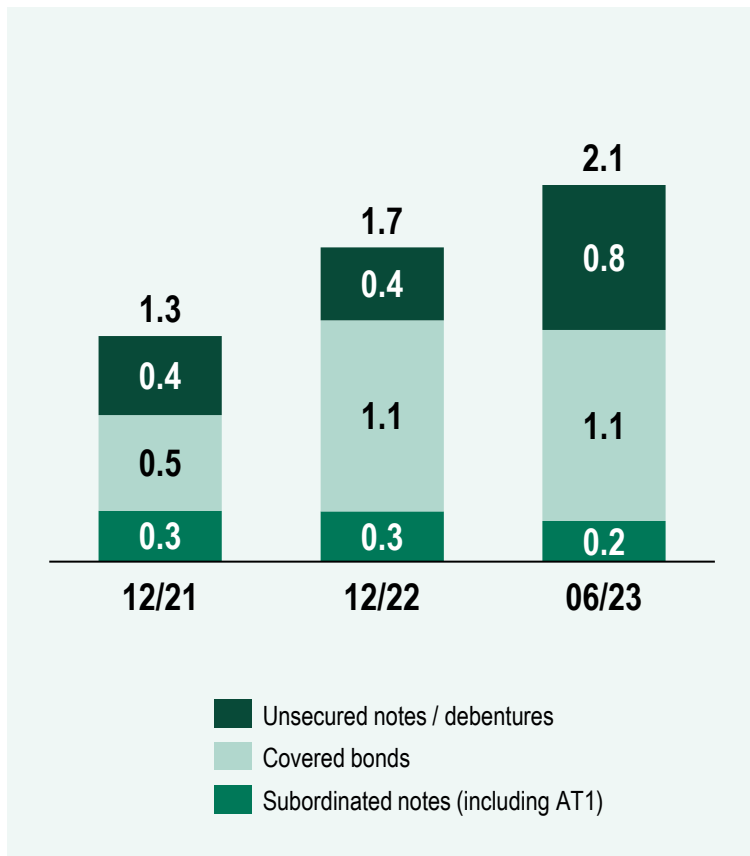
Deposits Development by Type since 2010 [%]



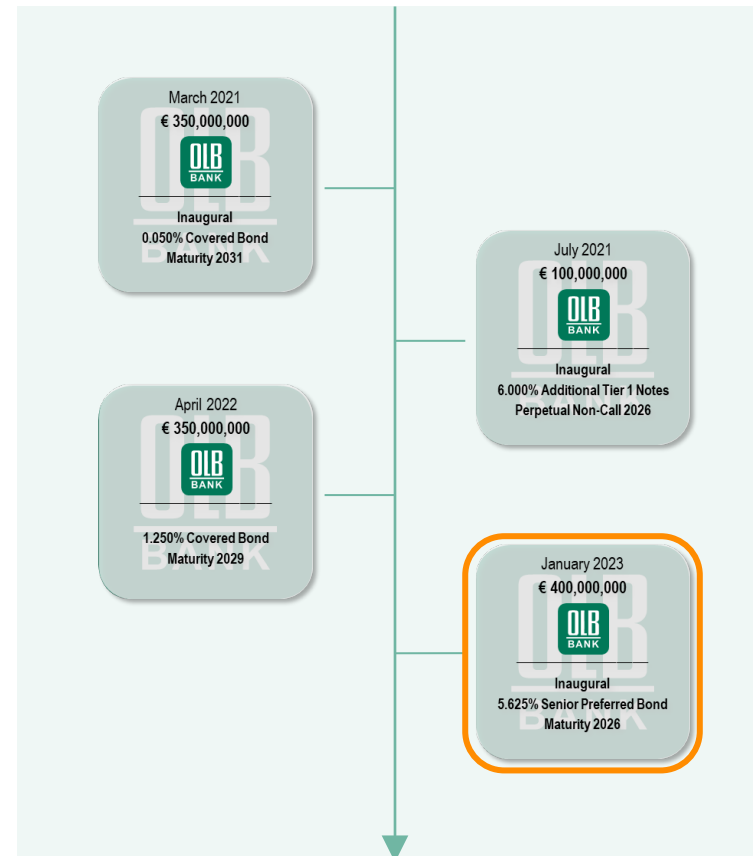
Note: Illustrative deposits shown on a nominal basis. This distribution is based on the legal form of the customer
 Segment split: corporate clients are defined as legal entities; retail clients are natural persons; not fully comparable to P&BC and C&DL segments

Diversification of OLB's capital market presence

Outstanding own issuances¹ [€bn]



Growing presence on the capital market



Comments

- › For debut market placement of €400m senior preferred bond, OLB receives “Most impressive debut unsecured issuer” award in GlobalCapital Bond Awards 2023



- › Moody's investment grade rating with positive outlook
- › LCR at 180% (12/2022: 174%)

1) Including retained own issuances and excluding Weser Funding Securitizations

Sustainability deeply embedded in business model

Successful track record in field of sustainability *(selected examples)*

	Improved S&P ESG rating from 30 points (2022) to 35 points in 2023	✓
	Wind portfolio with €600m loan volume ¹ ; no exposure to ESG-critical industries (coal-fired power plants, mining of fossil fuels) ²	✓
	Reduced CO ₂ emissions from own operations by 26.6% between 2018 and 2022	✓
	Established ESG scoring for borrowers	✓
	Launched "Green Deal" loan product to promote private housing modernisation	✓
	Implemented a "Taxo Tool" to identify taxonomy-aligned economic activities	✓
	Awarded the ESG Transformation Award 2023 in the category "Transformation of the organisation" ³	✓

OLB now in top quarter percentile compared to peer group of 681 international banks

Key objectives *(selected examples)*

	Timeline
Starting with CO ₂ accounting at loan portfolio level (for continuous alignment with the climate target path)	Q3 / 2023
Conducting CSRD materiality analysis	Q4 / 2023
Calculation and disclosure of Green Asset Ratio	Q1 / 2024
Inaugural issuance of a Green Bond	Q2 / 2024
Launch of a sustainable investment fund	2024
Ongoing implementation of regulatory ESG requirements, in particular from CRR, Supply Chain Act, Taxonomy and CSRD	2023/2024

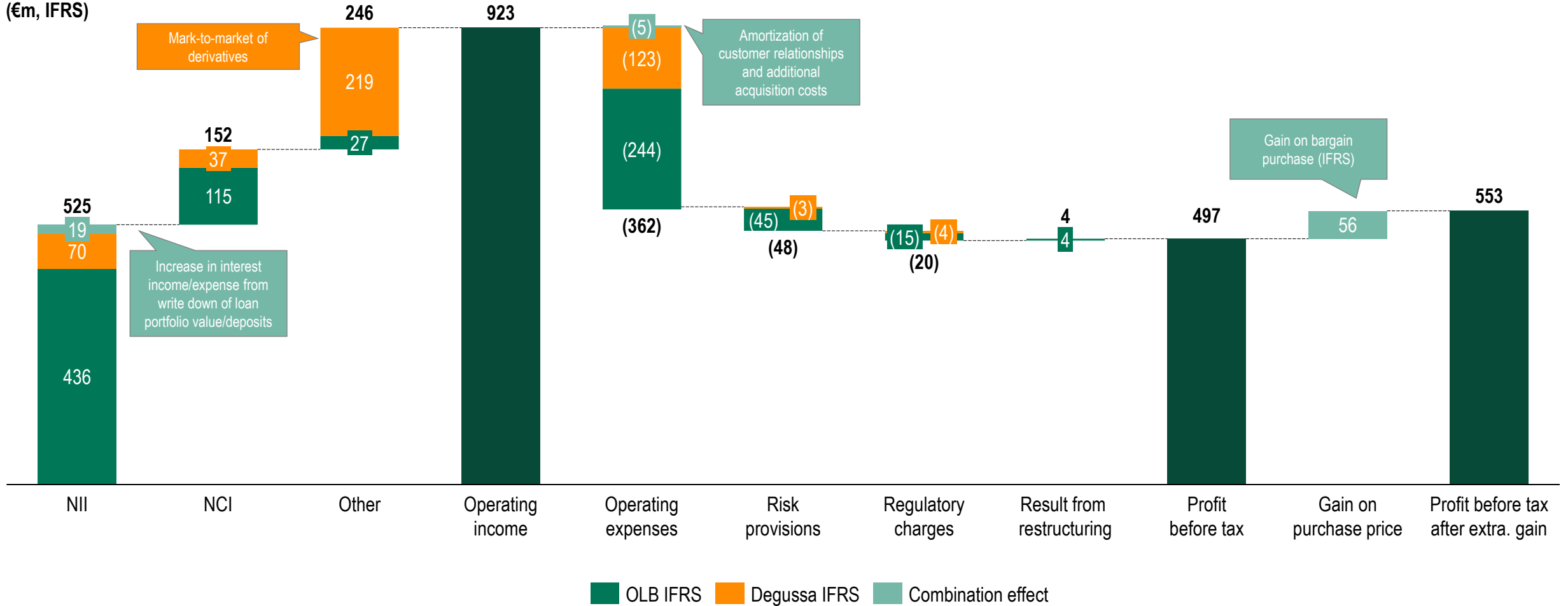
Continuous expansion of ESG governance

1) As of June 2023
 2) Exposures measured based on loans provided to customers in the fossil resources industry (defined by the company as no coal-fired power plants and no mining of fossil fuels)

3) Initiated through management and IT consultancy Consilion together with Christian Klein, Professor of Sustainable Finance at the University of Kassel

Degussa Bank contributes c.1/3 to PF combined operating income and operating expense

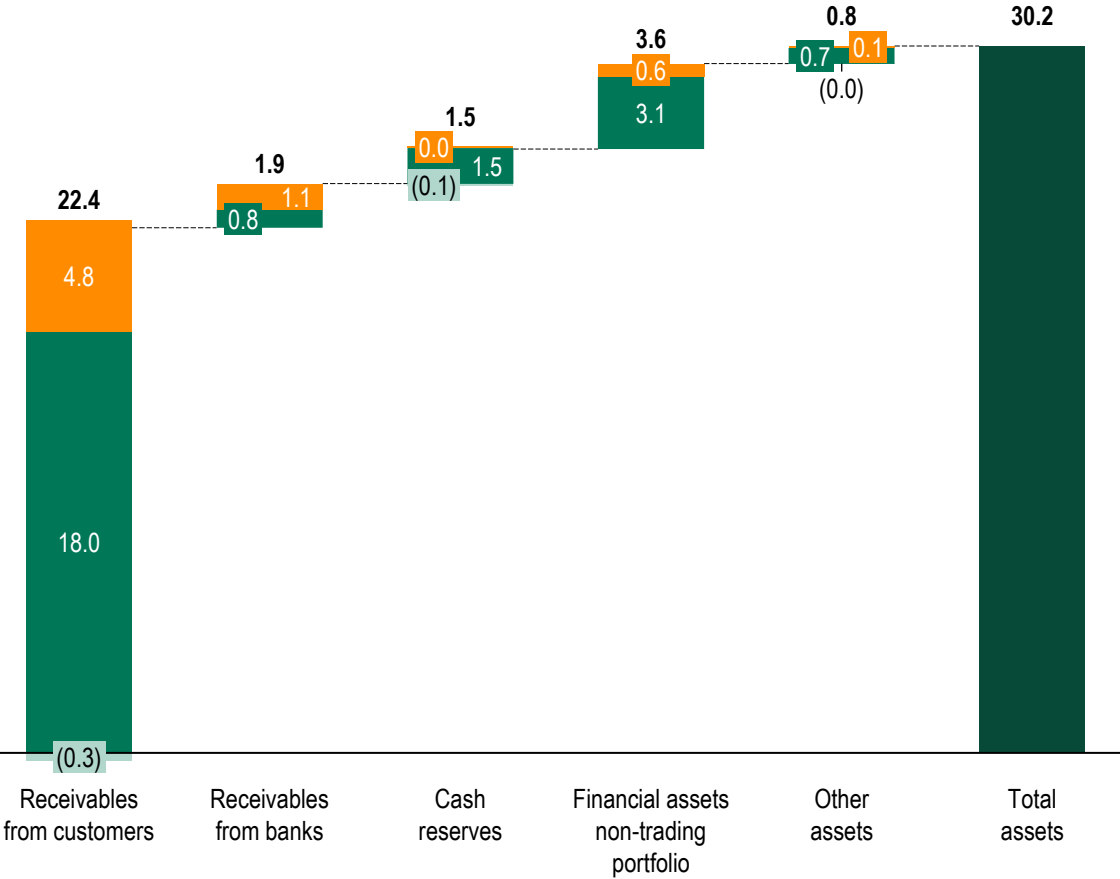
2022 PF income statement
(€m, IFRS)



Preliminary information based on German GAAP information for Degussa Bank converted to IFRS for illustrative purposes; neither audited nor reviewed and subject to change Impacts assuming transaction would have already been consummated as of 31-Dec-2022

Degussa Bank contributes ~21% of loan and ~24% of deposit volume to OLB combined

2022 PF assets
(€bn, IFRS)



2022 PF liabilities and equity
(€bn, IFRS)

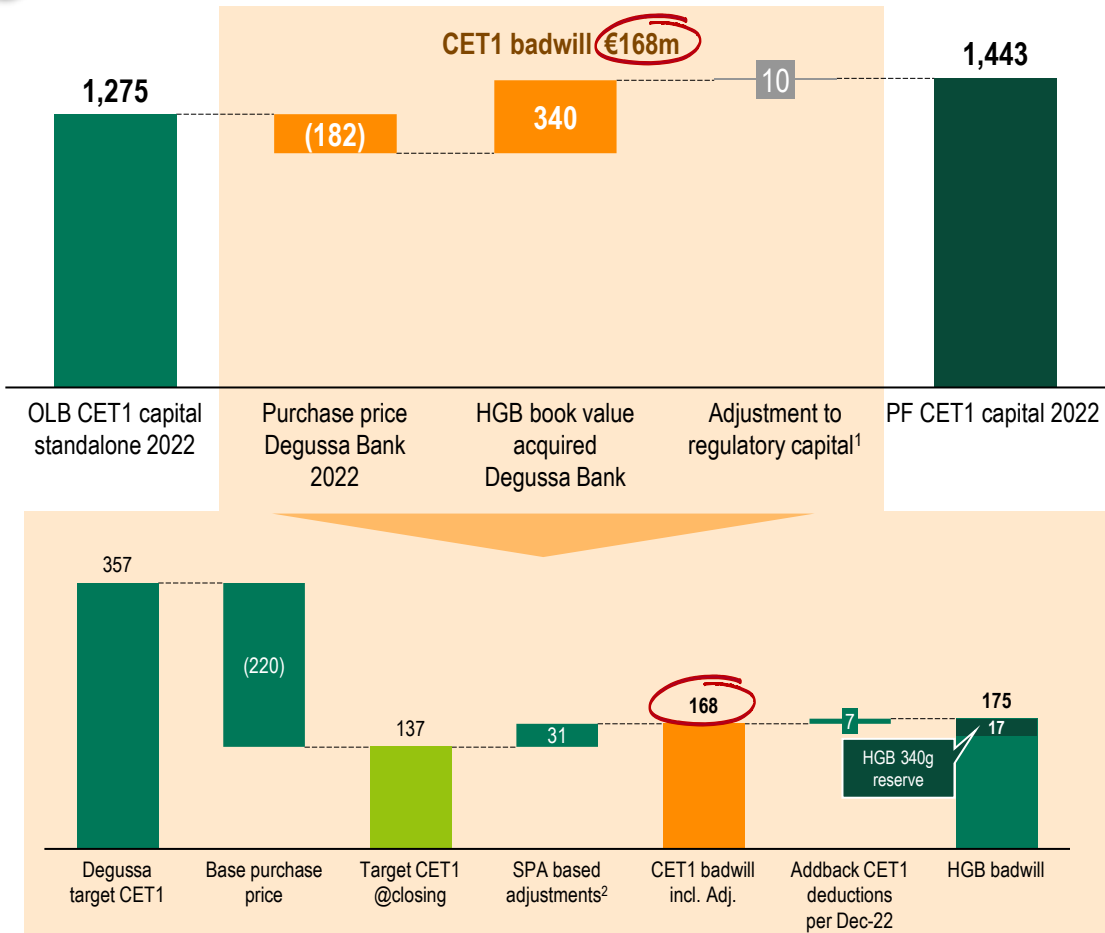


■ OLB IFRS
 ■ Degussa IFRS
 ■ Combination effect

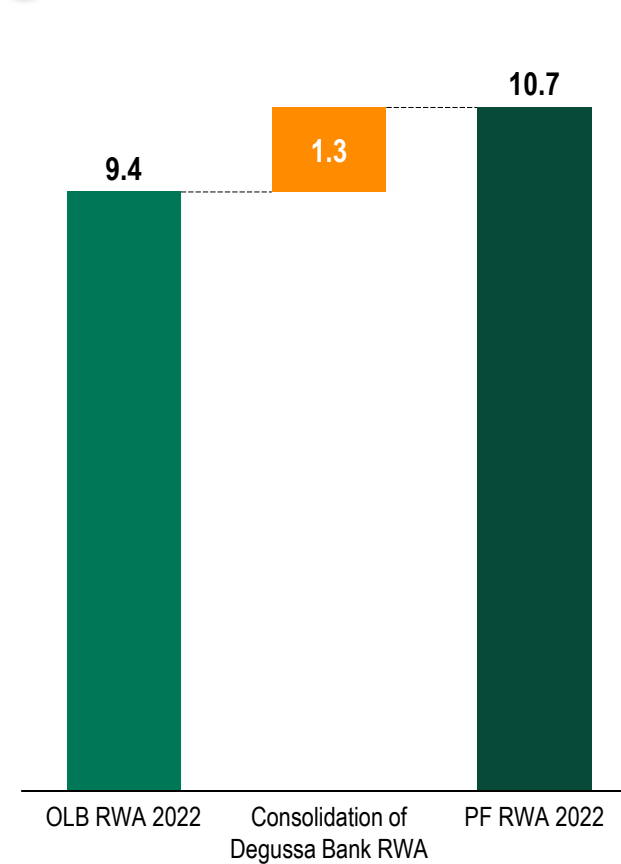
Preliminary information based on German GAAP information for Degussa Bank converted to IFRS for illustrative purposes; neither audited nor reviewed and subject to change Impacts assuming transaction would have already been consummated as of 31-Dec-2022

CET1 impact of Degussa Bank acquisition (based on HGB, as of Dec-2022)

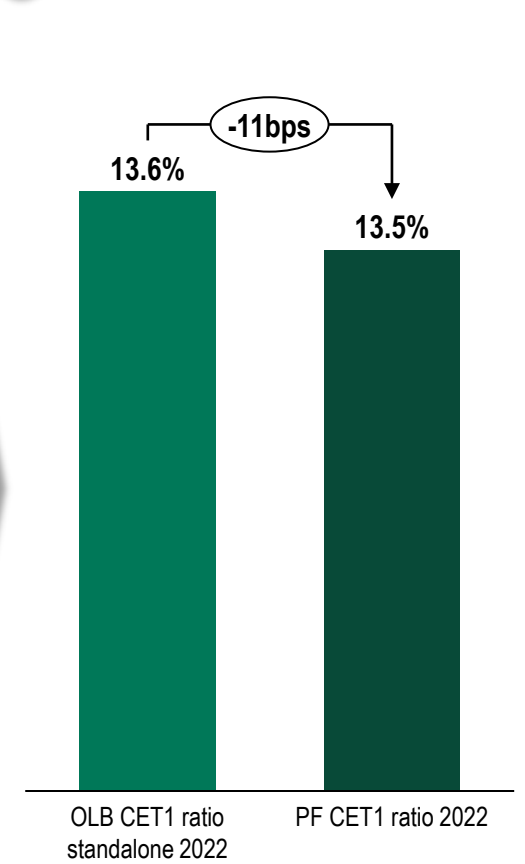
1 Pro forma impact on CET1 Capital (€m)



2 Pro forma impact on RWA (€bn)



3 CET1 Ratio (2022,%)



Preliminary information based on German GAAP information for Degussa Bank converted to IFRS for illustrative purposes; neither audited nor reviewed and subject to change Impacts assuming transaction would have already been consummated as of 31-Dec-2022

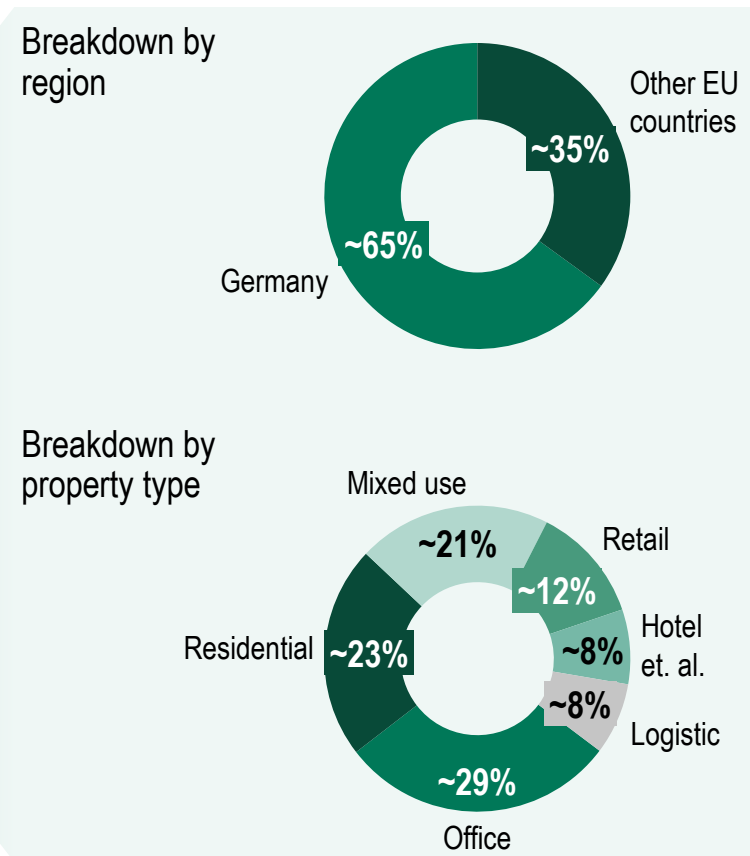
1) Includes funds for general banking risk (~€17m), intangible assets (~€7m), insufficient coverage for non-performing exposure.
 2) Includes €3m of the Degussa target CET1 shortfall to be borne by OLB (equal to 25% of total Degussa target CET1 shortfall between €345m-357m)

Commercial Real Estate accounts for <4% of total loan portfolio

CRE proportion of loan portfolio¹ [€bn]



Breakdown of the CRE portfolio¹



Comments

- › CRE with low relative share of <4% of total loan portfolio, declining compared to 12/2022
- › 100% of portfolio in EU countries, **no** US and UK exposure; essentially all senior secured/mortgage-backed financings
- › Selective business approach – very prudent underwriting guidelines, focused on professional well-capitalized sponsors
- › Estimated >90% of deals are self-originated via direct and long-standing client relationships; limited volume from participations in syndications
- › No financing of pure development loans (property developers) since Q3 2021
- › NPL ratio at 2.1%, coverage ratio at 100%
- › LTV at 65% based on current valuations
- › Average loan volume of €20m with remaining maturity of 2 years²

1) On the basis of exposure at default, data as of 30 June 2023

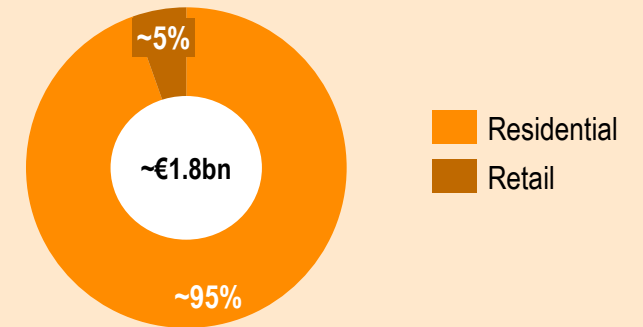
2) As of 30 June 2023

Degussa acquisition increases high-quality and low-risk CRE exposure

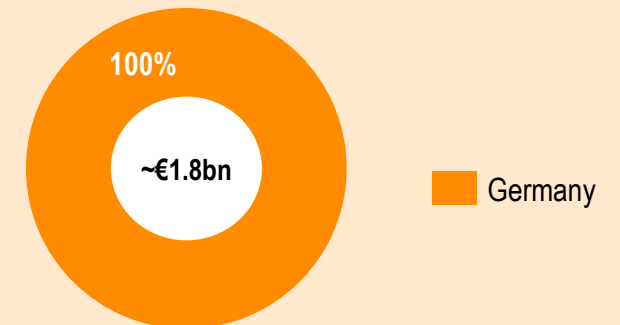
Degussa Bank CRE exposure

- › Entire CRE exposure via super senior financing of CRE-related funds (Industria)
 - Fund structure provides Degussa Bank further safety due to high share of equity in fund financing structure of between 40% - 70%
- › Funds with low-risk CRE exposure
 - ~95% Residential
 - ~100% in Germany of underlying CRE collateral
 - No development projects
- › CRE contributes 32% to Degussa Bank's loan portfolio and 24% to Degussa Bank's total EAD
- › High quality, low risk Corporate Clients portfolio mainly focused on financing of residential CRE assets in Germany
 - 96% domestic exposure
 - 85% of portfolio related to residential properties
- › Very good geographical distribution (measured by federal states) within Germany

EAD by sub-sector
(€m, FY 2022)



EAD by geography
(€m, FY 2022)





Definitions



Common Equity Tier 1 ratio (CET1 ratio)	Common Equity Tier 1 capital defined according to regulatory standards / risk-weighted assets
Cost-income ratio (CIR)	Operating expenses / Operating income
CIR including regulatory expenses	(Operating expenses + Expenses from bank levy and deposit protection) / Operating income
Cost of Risk	Risk provisioning in the lending business / Average receivables from customers
Coverage ratio	Ratio of Stage 3 risk provisions, collateral and retained (“set-aside”) interest to volume of non-performing receivables
CRE LTV	Ratio of the Loan Amount to the Market Value or Fair Value of an asset
Credit volume	Receivables from customers
Loan-to-deposit ratio	Receivables from customers / liabilities to customers
NIM	Net interest income / Average receivables from customers
Non-performing-loans (NPL) ratio	Volume of non-performing customer receivables / receivables from customers (gross)
Return on Average Equity (after taxes) (RoAE) at the Whole Bank level	Result after taxes less (pro rata temporis) payment on additional equity components / average IFRS equity, not incl. additional equity components
Return on Average Equity (after taxes) (RoRec) at the level of an individual segment	Result after taxes for this segment / equity internally assigned to this segment, while taking the risk-weighted assets into account
RWA density	RWA (incl. OR) / credit volume